
















**1. Your sex:**

		Response Percent	Response Count
Female		63.3%	834
Male		36.7%	484
		<b>answered question</b>	<b>1,318</b>
		<b>skipped question</b>	<b>0</b>






**2. Your age:**

		Response Percent	Response Count
Under 18		1.9%	25
18-19		31.2%	411
<b>20-24</b>		<b>33.2%</b>	<b>438</b>
25-29		10.1%	133
30-49		19.3%	255
50 and over		4.2%	56
		<b>answered question</b>	<b>1,318</b>
		<b>skipped question</b>	<b>0</b>






### 3. Your ethnicity:

		Response Percent	Response Count
Native American		0.5%	6
Asian		1.2%	16
Black		1.2%	16
<b>Hispanic/Latino</b>		<b>84.2%</b>	<b>1,110</b>
Other		2.4%	32
White		8.0%	106
Prefer not to state		2.4%	32
		<b>answered question</b>	<b>1,318</b>
		<b>skipped question</b>	<b>0</b>



### 4. How many dependents do you support?

		Response Percent	Response Count
0		63.1%	831
1		13.2%	174
2		11.9%	157
3		6.5%	86
4+		5.3%	70
		<b>answered question</b>	<b>1,318</b>
		<b>skipped question</b>	<b>0</b>

**5. How many hours each week on an average do you work outside the home?**

		Response Percent	Response Count
None		41.0%	540
1-10		18.3%	241
11-20		16.7%	220
21-30		9.1%	120
More than 30		14.9%	197
<b>answered question</b>			<b>1,318</b>
<b>skipped question</b>			<b>0</b>

**6. Have you read IVC's mission statement that is posted in the classrooms? (I)**

		Response Percent	Response Count
Yes		58.1%	766
No		41.9%	552
<b>answered question</b>			<b>1,318</b>
<b>skipped question</b>			<b>0</b>






### 7. What time pattern do you prefer for your classes at IVC? You can select more than one answer. (IIA)

		Response Percent	Response Count
Mornings (7:30-11:55 a.m.)		60.1%	792
Afternoons (12 noon-4:30 p.m.)		44.5%	586
Evenings (4:30-6:20 p.m.)		20.9%	275
Evenings (6:30-9:40 p.m.)		25.9%	342
Time of day doesn't matter		10.5%	139
		<b>answered question</b>	<b>1,318</b>
		<b>skipped question</b>	<b>0</b>





### 8. Which of the following is your educational goal at IVC? (IIA)

		Response Percent	Response Count
Improve my English skills (ESL only)		3.4%	45
Get an AA or AS degree		37.9%	499
<b>Transfer to a 4-year university</b>		<b>40.5%</b>	<b>534</b>
Complete a certificate program.		10.9%	144
Other (please specify)		7.3%	96
		<b>answered question</b>	<b>1,318</b>
		<b>skipped question</b>	<b>0</b>

### 9. I can get the courses I need at IVC to reach my educational goal. (IIA)

		Response Percent	Response Count
Strongly Agree		25.9%	342
<b>Agree</b>		<b>45.1%</b>	<b>595</b>
Undecided		12.5%	165
Disagree		10.7%	141
Strongly Disagree		5.7%	75
		<b>answered question</b>	<b>1,318</b>
		<b>skipped question</b>	<b>0</b>

### 10. Which manner of instruction do you prefer? (IIA)

		Response Percent	Response Count
<b>Traditional classroom instruction</b>		<b>72.4%</b>	<b>954</b>
Online (courses that meet mostly online)		5.2%	68
Hybrid (courses that alternate between online and classroom)		14.3%	189
No preference		8.1%	107
		<b>answered question</b>	<b>1,318</b>
		<b>skipped question</b>	<b>0</b>

### 11. I am satisfied with the online classes that I've taken at IVC. (IIA)

		Response Percent	Response Count
Strongly Agree		13.0%	171
Agree		23.1%	305
Undecided		8.9%	117
Disagree		4.4%	58
Strongly Disagree		3.0%	39
<b>Haven't taken an online class</b>		<b>47.6%</b>	<b>628</b>
<b>answered question</b>			<b>1,318</b>
<b>skipped question</b>			<b>0</b>

### 12. I am aware of IVC's policy regarding the importance of academic honesty and the consequences of cheating. (IIA)

		Response Percent	Response Count
<b>Strongly Agree</b>		<b>65.2%</b>	<b>859</b>
Agree		31.4%	414
Undecided		2.6%	34
Disagree		0.7%	9
Strongly Disagree		0.2%	2
<b>answered question</b>			<b>1,318</b>
<b>skipped question</b>			<b>0</b>






**13. My education at IVC has helped me improve my ability to communicate (such as listening, speaking, reading, writing). (IIA)**

		Response Percent	Response Count
Strongly Agree		36.9%	487
<b>Agree</b>		<b>48.4%</b>	<b>638</b>
Undecided		10.5%	138
Disagree		3.0%	40
Strongly Disagree		1.1%	15
<b>answered question</b>			<b>1,318</b>
<b>skipped question</b>			<b>0</b>






**14. My education at IVC has helped me improve my critical thinking skills (such as analyzing, computing, solving problems, thinking creatively). (IIA)**

		Response Percent	Response Count
Strongly Agree		33.9%	447
<b>Agree</b>		<b>52.0%</b>	<b>685</b>
Undecided		10.0%	132
Disagree		3.1%	41
Strongly Disagree		1.0%	13
<b>answered question</b>			<b>1,318</b>
<b>skipped question</b>			<b>0</b>

**15. My education at IVC has helped me improve my information literacy skills (such as researching, using technology, using print and online information resources). (IIA)**






		Response Percent	Response Count
Strongly Agree		31.0%	409
<b>Agree</b>		<b>50.2%</b>	<b>662</b>
Undecided		13.0%	171
Disagree		4.2%	56
Strongly Disagree		1.5%	20
<b>answered question</b>			<b>1,318</b>
<b>skipped question</b>			<b>0</b>

**16. My education at IVC has helped me improve my global awareness (such as respecting diverse peoples and cultures; protecting the environment; and engaging in or assessing artistic endeavors). (IIA)**






		Response Percent	Response Count
Strongly Agree		31.4%	414
<b>Agree</b>		<b>45.1%</b>	<b>595</b>
Undecided		15.1%	199
Disagree		6.8%	89
Strongly Disagree		1.6%	21
<b>answered question</b>			<b>1,318</b>
<b>skipped question</b>			<b>0</b>








**17. My education at IVC has helped me become a more responsible person (such as using student services as needed; striving for personal health and wellness; and meeting deadlines and completing tasks). (IIA)**

		Response Percent	Response Count
Strongly Agree		37.4%	493
<b>Agree</b>		<b>47.3%</b>	<b>623</b>
Undecided		10.4%	137
Disagree		4.1%	54
Strongly Disagree		0.8%	11
<b>answered question</b>			<b>1,318</b>
<b>skipped question</b>			<b>0</b>







**18. The classes I am taking at IVC will help me achieve my educational and/or career goals. (IIA)**

		Response Percent	Response Count
Strongly Agree		45.1%	594
<b>Agree</b>		<b>45.6%</b>	<b>601</b>
Undecided		6.4%	84
Disagree		2.4%	32
Strongly Disagree		0.5%	7
<b>answered question</b>			<b>1,318</b>
<b>skipped question</b>			<b>0</b>







**19. My instructors are conscientious and professional in the way they run their classes to help me learn. (IIA)**

		Response Percent	Response Count
Strongly Agree		37.9%	500
<b>Agree</b>		<b>50.2%</b>	<b>661</b>
Undecided		8.0%	106
Disagree		3.3%	44
Strongly Disagree		0.5%	7
		<b>answered question</b>	<b>1,318</b>
		<b>skipped question</b>	<b>0</b>







**20. IVC should add a requirement for work experience, field experience, or a service project to all majors and certificates. (IIA)**

		Response Percent	Response Count
Strongly Agree		25.9%	342
<b>Agree</b>		<b>32.5%</b>	<b>428</b>
Undecided		19.9%	262
Disagree		9.3%	122
Strongly Disagree		5.8%	76
Do not know		6.7%	88
		<b>answered question</b>	<b>1,318</b>
		<b>skipped question</b>	<b>0</b>







## 21. The counselors at IVC have been very helpful to me as a student. (IIB)

		Response Percent	Response Count
Strongly Agree		31.7%	418
<b>Agree</b>		<b>39.2%</b>	<b>516</b>
Undecided		12.1%	159
Disagree		7.7%	101
Strongly Disagree		2.4%	32
Haven't seen a counselor.		7.0%	92
		<b>answered question</b>	<b>1,318</b>
		<b>skipped question</b>	<b>0</b>










## 22. Counselors/assessment staff clearly explained the assessment results to me. (IIB)

		Response Percent	Response Count
Strongly Agree		22.5%	297
<b>Agree</b>		<b>43.4%</b>	<b>572</b>
Undecided		13.4%	177
Disagree		8.0%	105
Strongly Disagree		1.8%	24
Haven't used this service.		10.8%	143
		<b>answered question</b>	<b>1,318</b>
		<b>skipped question</b>	<b>0</b>




**23. The secretaries and others who work in offices at IVC are professional and courteous.  
(IIIA)**

		<b>Response Percent</b>	<b>Response Count</b>
Strongly Agree		28.0%	369
<b>Agree</b>		<b>47.8%</b>	<b>630</b>
Undecided		10.9%	144
Disagree		6.4%	84
Strongly Disagree		2.9%	38
Haven't talked to anybody in offices.		4.0%	53
		<b>answered question</b>	<b>1,318</b>
		<b>skipped question</b>	<b>0</b>






**24. Please select ALL the sources that you have used to get information about IVC. (IIIA,C)**

		Response Percent	Response Count
Counselors		65.5%	863
High School Outreach		14.8%	195
College Catalog (not class schedule)		45.4%	599
Class Schedule (not catalog)		47.0%	620
College Instructors		48.0%	633
College Office Staff		39.1%	515
<b>IVC Student Portal or Website</b>		<b>87.8%</b>	<b>1,157</b>
Students, friends, or family		72.4%	954
Facebook or other social media		26.7%	352
		<b>answered question</b>	<b>1,318</b>
		<b>skipped question</b>	<b>0</b>






**25. Do you have access to a computer (or other device) away from campus to use the internet for IVC work? (IIIA,C)**

		Response Percent	Response Count
Yes		91.8%	1,210
No		4.5%	59
No, but I plan to have access in the future		3.7%	49
		<b>answered question</b>	<b>1,318</b>
		<b>skipped question</b>	<b>0</b>






**26. The classrooms at IVC provide a good learning environment with sufficient, well-maintained equipment. (IIB)**

		Response Percent	Response Count
Strongly Agree		26.9%	355
<b>Agree</b>		<b>53.2%</b>	<b>701</b>
Undecided		9.9%	130
Disagree		8.5%	112
Strongly Disagree		1.5%	20
		<b>answered question</b>	<b>1,318</b>
		<b>skipped question</b>	<b>0</b>



**27. The buildings and restrooms at IVC are well maintained. (IIB)**

		Response Percent	Response Count
Strongly Agree		24.4%	321
<b>Agree</b>		<b>50.3%</b>	<b>663</b>
Undecided		12.4%	163
Disagree		10.5%	138
Strongly Disagree		2.5%	33
		<b>answered question</b>	<b>1,318</b>
		<b>skipped question</b>	<b>0</b>







**28. The grounds (sidewalks and gardens and other landscaping) are well maintained at IVC. (IIIB)**

		Response Percent	Response Count
Strongly Agree		35.9%	473
<b>Agree</b>		<b>55.6%</b>	<b>733</b>
Undecided		5.5%	73
Disagree		2.4%	32
Strongly Disagree		0.5%	7
		<b>answered question</b>	<b>1,318</b>
		<b>skipped question</b>	<b>0</b>









**29. Do you feel safe on the IVC campus? (IIIB)**

		Response Percent	Response Count
Yes		93.9%	1,238
No		6.1%	80
		Comment	135
		<b>answered question</b>	<b>1,318</b>
		<b>skipped question</b>	<b>0</b>

### 30. Please list all the wireless internet devices that you use on campus. (IIC)









		Response Percent	Response Count
Laptop		54.4%	717
Smart phone		44.0%	580
IPad or other tablet		13.2%	174
Kindle or other e-book reader		3.9%	52
None		28.1%	370
Other (please specify)		5.2%	69
		<b>answered question</b>	<b>1,318</b>
		<b>skipped question</b>	<b>0</b>

### 31. Which of the following sites do you regularly use? (IIC)






		Response Percent	Response Count
YouTube		52.5%	692
Facebook		71.5%	942
MySpace		1.9%	25
<b>IVC Student Portal</b>		<b>73.6%</b>	<b>970</b>
Twitter		8.6%	114
Linked In		2.9%	38
None		5.6%	74
TED		1.6%	21
		<b>answered question</b>	<b>1,318</b>
		<b>skipped question</b>	<b>0</b>








### 32. Which of the following do you use to get information about IVC? (I11C)

		Response Percent	Response Count
Facebook		24.4%	322
<b>IVC Student Portal</b>		<b>87.1%</b>	<b>1,148</b>
Twitter		1.3%	17
Linked In		1.4%	18
MySpace		0.5%	6
E-mail		62.8%	828
Texting		7.7%	102
WebSTAR		81.3%	1,071
Other (please specify)			29
<b>answered question</b>			<b>1,318</b>
<b>skipped question</b>			<b>0</b>






### 33. I know what to do during natural disasters and other emergency situations at IVC. (IV)

		Response Percent	Response Count
Strongly Agree		20.6%	272
<b>Agree</b>		<b>39.1%</b>	<b>515</b>
Undecided		17.5%	231
Disagree		15.7%	207
Strongly Disagree		7.1%	93
<b>answered question</b>			<b>1,318</b>
<b>skipped question</b>			<b>0</b>






### 34. The IVC bookstore meets my needs for getting textbooks for my classes. (IV)

		Response Percent	Response Count
Strongly Agree		20.1%	265
<b>Agree</b>		<b>42.9%</b>	<b>566</b>
Undecided		16.9%	223
Disagree		12.3%	162
Strongly Disagree		7.7%	102
<b>answered question</b>			<b>1,318</b>
<b>skipped question</b>			<b>0</b>






### 35. I believe the student government is effective in representing students. (IVA)

		Response Percent	Response Count
Strongly Agree		13.7%	180
Agree		32.5%	429
<b>Undecided</b>		<b>41.0%</b>	<b>540</b>
Disagree		7.9%	104
Strongly Disagree		4.9%	65
<b>answered question</b>			<b>1,318</b>
<b>skipped question</b>			<b>0</b>

### 36. I am aware of the student clubs at IVC.

		Response Percent	Response Count
Strongly Agree		11.1%	146
<b>Agree</b>		<b>31.0%</b>	<b>409</b>
Undecided		24.2%	319
Disagree		25.7%	339
Strongly Disagree		8.0%	105
<b>answered question</b>			<b>1,318</b>
<b>skipped question</b>			<b>0</b>

### 37. I attend organized events at IVC.

		Response Percent	Response Count
Always		2.7%	35
Regularly		6.3%	83
Sometimes		26.8%	353
Rarely		30.0%	395
<b>Never</b>		<b>34.3%</b>	<b>452</b>
<b>answered question</b>			<b>1,318</b>
<b>skipped question</b>			<b>0</b>

**38. Write any comment about this survey or your experience at IVC.**

**Response  
Count**

604

**answered question**

**604**

**skipped question**

**714**