



Institution: Imperial Valley College (115861) (4)

User ID: P81158611

Surveys

Reports

Tools

Help

LogOut

## Human Resources

Hide Menu

Human Resources Screening Questions

Instructions

## ▼ Screening Qs

▶ Screening Qs

▶ Screening Qs

▶ R/E Question

## ▶ EAP

▶ Salaries

▶ Staff\_long

▶ Survey Evaluation

**Does your institution have any part-time staff?**

If you answer **Yes** to this question, you will be provided the screens to report part-time staff in the **Employees by Assigned Position (EAP)** section.

 Yes  No
**Do ALL of the instructional staff at your institution fall into any of the following categories?**

If you answer **Yes** to any of the questions below, the **Salaries** section is **NOT** applicable to your institution and you will **NOT** be required to report data for the **Salaries** section.

- No  Yes Are ALL of the instructional staff military personnel?
- No  Yes Do ALL of the instructional staff contribute their services (e.g., members of a religious order)?
- No  Yes Do ALL of the instructional staff teach pre-clinical or clinical medicine?

**The completion of the Fall Staff section is optional this year as it is in even-numbered years.**

Do you wish to complete the **Fall Staff** section this year?

If you answer **No**, screens to report **Fall Staff** data will not be displayed.

If you answer **Yes**, screens to report **Fall Staff** data will be displayed and you must complete ALL applicable **Fall Staff** screens.

- No, I will not complete Fall Staff
- Yes, I will complete Fall Staff

You may use the space below to provide context for the data you've reported above.

Invalid data type Fatal error Confirm or explain Edit explanation Override by Admin

If one of the above icons appears next to a data field or fields above, click on it to view a description of the error.

Save

Save and Next

Next



Institution: Imperial Valley College (115861) (4)

User ID: P81158611

Surveys	Reports	Tools	Help	LogOut
---------	---------	-------	------	--------

Human Resources

Hide Menu

Human Resources Screening Questions

Instructions ?

- ▼ Screening Qs
  - ▶ Screening Qs
  - ▶ Screening Qs
  - ▶ R/E Question
- ▶ EAP
- ▶ Salaries
- ▶ Staff\_long
- ▶ Survey Evaluation

**Did your institution hire any full-time permanent staff who were included on the payroll of the institution between July 1 and October 31, 2008 either for the *first time* or *after a break in service* AND who were still on the payroll of the institution as of November 1, 2008? (Exclude persons who have returned from sabbatical leave OR full-time staff who are working less-than-9-month contracts/teaching periods and whose primary responsibility is instruction, research, and/or public service.)**

*If you answer **Yes** to this question and your institution has 15 or more full-time staff, you will be provided the screens to report **full-time permanent new hires** in the **Fall Staff section (long version)**.*

Yes
  No

Invalid data type
 Fatal error
 Confirm or explain
 Edit explanation
 Override by Admin

If one of the above icons appears next to a data field or fields above, click on it to view a description of the error.



Institution: Imperial Valley College (115861) (4)

User ID: P81158611

Surveys

Reports

Tools

Help

LogOut

## Human Resources

Hide Menu

Screening questions - Method of reporting race and ethnicity for this component

Instructions ?

## ▼ Screening Qs

▶ Screening Qs

▶ Screening Qs

▶ R/E Question

▶ EAP

▶ Salaries

▶ Staff\_long

▶ Survey Evaluation

**Race/ethnicity question****Which method of reporting race and ethnicity will you use for this component?** NEW race/ethnicity categories (9 categories):

Notes:

- Report Hispanic/Latino individuals of any race as Hispanic/Latino
- Report race for non-Hispanic/Latino individuals only

Nonresident alienHispanic/LatinoAmerican Indian or Alaska NativeAsianBlack or African AmericanNative Hawaiian or Other Pacific IslanderWhite

Two or more races

Race and ethnicity unknown OLD race/ethnicity categories (7 categories):Nonresident alienBlack, non-HispanicAmerican Indian/Alaska NativeAsian/Pacific IslanderHispanicWhite, non-HispanicRace and ethnicity unknown MIXTURE of new and old race/ethnicity categories (all 14 categories will show on each screen):**NEW categories:**

Notes for NEW categories:

- Report Hispanic/Latino individuals of any race as Hispanic/Latino
- Report race for non-Hispanic/Latino individuals only

Hispanic/Latino

American Indian or Alaska Native

Asian

Black or African American

Native Hawaiian or Other Pacific Islander

White

Two or more races

**OLD categories:**

Black, non-Hispanic

American Indian/Alaska Native

Asian/Pacific Islander






Hispanic

White, non-Hispanic

**Categories used in BOTH New and Old:**

Nonresident alien

Race and ethnicity unknown

 Invalid data type    Fatal error    Confirm or explain    Edit explanation    Override by Admin

If one of the above icons appears next to a data field or fields above, click on it to view a description of the error.

Previous

Save

Save and Next

Next



Institution: Imperial Valley College (115861) (4)

User ID: P81158611

Surveys Reports Tools Help LogOut

Human Resources

Hide Menu


Part A - Employees by Assigned Position - Full-time staff






Instructions ?

- ▶ Screening Qs
- ▼ EAP
  - ▶ Full Time
  - ▶ Part Time
  - ▶ Totals
- ▶ Salaries
- ▶ Staff\_long
- ▶ Survey Evaluation

Number of full-time staff by faculty status and primary function/occupational activity

As of November 1, 2008

Primary function/ occupational activity (mutually exclusive categories)	Faculty status				Total
	Tenured	On tenure track	Not on tenure track/ no tenure system	Without faculty status	
<u>Primarily instruction</u>	<input type="text" value="97"/>	<input type="text" value="40"/>	<input type="text" value="21"/>	<input type="text"/>	158
<u>Instruction/research/public service</u>	<input type="text"/>	<input type="text"/>	<input type="text"/>	<input type="text"/>	0
Primarily instruction + Instruction/research/public service	97	40	21	0	158
<u>Primarily research</u>	<input type="text"/>	<input type="text"/>	<input type="text"/>	<input type="text"/>	0
<u>Primarily public service</u>	<input type="text"/>	<input type="text"/>	<input type="text"/>	<input type="text"/>	0
Primarily instruction + Instruction/research/public service + Primarily research + Primarily public service	97	40	21	0	158
<u>Executive/administrative/managerial</u>	<input type="text"/>	<input type="text"/>	<input type="text"/>	<input type="text" value="15"/>	15
<u>Other professionals (support/service)</u>	<input type="text"/>	<input type="text"/>	<input type="text"/>	<input type="text" value="14"/>	14
<u>Technical and paraprofessionals</u>	<input type="text"/>	<input type="text"/>	<input type="text"/>	<input type="text" value="33"/>	33
<u>Clerical and secretarial</u>	<input type="text"/>	<input type="text"/>	<input type="text"/>	<input type="text" value="91"/>	91
<u>Skilled crafts</u>	<input type="text"/>	<input type="text"/>	<input type="text"/>	<input type="text" value="5"/>	5
<u>Service/Maintenance</u>	<input type="text"/>	<input type="text"/>	<input type="text"/>	<input type="text" value="26"/>	26
<b>Total full time</b>	97	40	 21	184	342
Total from prior year	<b>83</b>	<b>56</b>	<b>37</b>	<b>164</b>	<b>340</b>

 Invalid data type  Fatal error  Confirm or explain  Edit explanation  Override by Admin

If one of the above icons appears next to a data field or fields above, click on it to view a description of the error.



Institution: Imperial Valley College (115861) (4)

User ID: P81158611

Surveys Reports Tools Help LogOut

Human Resources

Hide Menu

Part B - Employees by Assigned Position - Part-time staff

Instructions ?

- ▶ Screening Qs
- ▼ EAP
  - ▶ Full Time
  - ▶ Part Time
  - ▶ Totals
- ▶ Salaries
- ▶ Staff\_long
- ▶ Survey Evaluation

Number of part-time staff by faculty status and primary function/occupational activity

As of November 1, 2008

Primary function/ occupational activity (mutually exclusive categories)	Faculty status				Total
	Tenured	On tenure track	Not on tenure track/ no tenure system	Without faculty status	
<u>Primarily instruction</u>	<input type="text"/>	<input type="text"/>	<input type="text" value="215"/>	<input type="text"/>	215
<u>Instruction/research/public service</u>	<input type="text"/>	<input type="text"/>	<input type="text"/>	<input type="text"/>	0
Primarily instruction + Instruction/research/public service	0	0	215	0	215
<u>Primarily research</u>	<input type="text"/>	<input type="text"/>	<input type="text"/>	<input type="text"/>	0
<u>Primarily public service</u>	<input type="text"/>	<input type="text"/>	<input type="text"/>	<input type="text"/>	0
Primarily instruction + Instruction/research/public service + Primarily research + Primarily public service	0	0	215	0	215
<u>Executive/administrative/managerial</u>	<input type="text"/>	<input type="text"/>	<input type="text"/>	<input type="text"/>	0
<u>Other professionals (support/service)</u>	<input type="text"/>	<input type="text"/>	<input type="text"/>	<input type="text"/>	0
<u>Technical and paraprofessionals</u>				<input type="text" value="1"/>	1
<u>Clerical and secretarial</u>				<input type="text" value="2"/>	2
<u>Skilled crafts</u>				<input type="text"/>	0
<u>Service/Maintenance</u>				<input type="text" value="2"/>	2
<b>Total part time</b>	0	0	215	5	220
Total from prior year			<b>181</b>	<b>9</b>	<b>190</b>

Invalid data type 
 Fatal error 
 Confirm or explain 
 Edit explanation 
 Override by Admin

If one of the above icons appears next to a data field or fields above, click on it to view a description of the error.



Institution: Imperial Valley College (115861) (4)

User ID: P81158611

Surveys      Reports      Tools      Help      LogOut

Human Resources

Hide Menu

Part C - Employees by Assigned Position - Total number of staff

▶ Screening Qs

▼ EAP

▶ Full Time

▶ Part Time

▶ Totals

▶ Salaries

▶ Staff\_long

▶ Survey Evaluation

**Total number of staff by employment status and primary function/occupational activity**

**As of November 1, 2008**

Primary function/occupational activity	Full-time	Full-time py	Part-time	Part-time py	Total
<u>Primarily instruction</u>	158	<b>176</b>	215	<b>181</b>	373
<u>Instruction/research/public service</u>	0		0		0
Primarily instruction + Instruction/research/public service	158	176	215	181	373
<u>Primarily research</u>	0		0		0
<u>Primarily public service</u>	0		0		0
Primarily instruction + Instruction/research/public service + Primarily research + Primarily public service	158	176	215	181	373
<u>Executive/administrative/managerial</u>	15	<b>13</b>	0	<b>1</b>	15
<u>Other professionals (support/service)</u>	14	<b>8</b>	0		14
<u>Technical and paraprofessionals</u>	33	<b>36</b>	1	<b>1</b>	34
<u>Clerical and secretarial</u>	91	<b>82</b>	2	<b>5</b>	93
<u>Skilled crafts</u>	5	<b>5</b>	0		5
<u>Service/Maintenance</u>	26	<b>20</b>	2	<b>2</b>	28
<b>Grand total</b>	<b>342</b>	<b>340</b>	<b>220</b>	<b>190</b>	<b>562</b>

Invalid data type   
 Fatal error   
 Confirm or explain   
 Edit explanation   
 Override by Admin

If one of the above icons appears next to a data field or fields above, click on it to view a description of the error.



Institution: Imperial Valley College (115861) (4)

User ID: P81158611

Surveys Reports Tools Help LogOut

Human Resources

Part D - Salaries - Full-time instructional staff by contract length/teaching period - Headcount

Instructions ?

Hide Menu

▶ Screening Qs

▶ EAP

▼ Salaries

▶ Headcount

▶ Salaries 9/10 mo

▶ Salaries 11/12 mo

▶ Benefits 9/10 mo

▶ Benefits 11/12 mo

▶ Staff\_long

▶ Survey Evaluation

Number of full-time instructional staff by contract length/teaching period, gender, and academic rank

As of November 1, 2008

Gender and academic rank	Less-than-9-month	9/10-month	11/12-month	Total
<b>Men</b>				
Professors	<input type="text"/>	<input type="text"/>	<input type="text"/>	0
Associate professors	<input type="text"/>	<input type="text"/>	<input type="text"/>	0
Assistant professors	<input type="text"/>	<input type="text"/>	<input type="text"/>	0
Instructors	<input type="text"/>	69	12	81
Lecturers	<input type="text"/>	<input type="text"/>	<input type="text"/>	0
No academic rank	<input type="text"/>	<input type="text"/>	<input type="text"/>	0
<b>Total men</b>	0	69	12	81
<b>Women</b>				
Professors	<input type="text"/>	<input type="text"/>	<input type="text"/>	0
Associate professors	<input type="text"/>	<input type="text"/>	<input type="text"/>	0
Assistant professors	<input type="text"/>	<input type="text"/>	<input type="text"/>	0
Instructors	3	43	31	77
Lecturers	<input type="text"/>	<input type="text"/>	<input type="text"/>	0
No academic rank	<input type="text"/>	<input type="text"/>	<input type="text"/>	0
<b>Total women</b>	3	43	31	77
<b>Total (men + women)</b>	3	112	43	158
Total from EAP, full-time non-medical section (Primarily instruction + Instruction/research/public service lines)				158
Total from prior year (Salaries section)	18	121	37	176

Invalid data type 
 Fatal error 
 Confirm or explain 
 Edit explanation 
 Override by Admin

If one of the above icons appears next to a data field or fields above, click on it to view a description of the error.





Institution: Imperial Valley College (115861) (4)

User ID: P81158611

Surveys Reports Tools Help LogOut

Human Resources

Hide Menu Part E - Salaries - Full-time instructional staff on 9/10-month contracts/teaching periods - Salary outlays Instructions ?

- ▶ Screening Qs
- ▶ EAP
- ▼ Salaries
  - ▶ Headcount
  - ▶ Salaries 9/10 mo
  - ▶ Salaries 11/12 mo
  - ▶ Benefits 9/10 mo
  - ▶ Benefits 11/12 mo
- ▶ Staff\_long
- ▶ Survey Evaluation

**Salaries of full-time instructional staff on 9/10-month contracts/teaching periods by gender and academic rank**

As of November 1, 2008

Gender and academic rank	Number	Salary outlays	Average salary	Prior year Average salary
<b>Men</b>				
Professors		<input type="text"/>		
Associate professors		<input type="text"/>		
Assistant professors		<input type="text"/>		
Instructors	69	4,660,883	67,549	68,138
Lecturers		<input type="text"/>		
No academic rank		<input type="text"/>		
<b>Total men</b>	69	4,660,883		
<b>Women</b>				
Professors		<input type="text"/>		
Associate professors		<input type="text"/>		
Assistant professors		<input type="text"/>		
Instructors	43	3,012,094	70,049	67,278
Lecturers		<input type="text"/>		
No academic rank		<input type="text"/>		
<b>Total women</b>	43	3,012,094		
<b>Total (men + women)</b>	112	7,672,977		

⚠ Invalid data type
⛔ Fatal error
⚠ Confirm or explain
⚠ Edit explanation
⛔ Override by Admin

If one of the above icons appears next to a data field or fields above, click on it to view a description of the error.



Institution: Imperial Valley College (115861) (4)

User ID: P81158611

Surveys Reports Tools Help LogOut

Human Resources

Part E - Salaries - Full-time instructional staff on 11/12-month contracts/teaching periods - Salary outlays

Instructions ?

Hide Menu

Data saved successfully.

▶ Screening Qs

▶ EAP

▼ Salaries

▶ Headcount

▶ Salaries 9/10 mo

▶ Salaries 11/12 mo

▶ Benefits 9/10 mo

▶ Benefits 11/12 mo

▶ Staff\_long

▶ Survey Evaluation

Salaries of full-time instructional staff on 11/12-month contracts/teaching periods by gender and academic rank

As of November 1, 2008

Gender and academic rank	Number	Salary outlays	Average salary	Prior year Average salary
<b>Men</b>				
Professors		<input type="text"/>		
Associate professors		<input type="text"/>		
Assistant professors		<input type="text"/>		
Instructors	12	1,049,316	87,443	79,416
Lecturers		<input type="text"/>		
No academic rank		<input type="text"/>		
<b>Total men</b>	<b>12</b>	<b>1,049,316</b>		
<b>Women</b>				
Professors		<input type="text"/>		
Associate professors		<input type="text"/>		
Assistant professors		<input type="text"/>		
Instructors	31	2,727,256	87,976	83,965
Lecturers		<input type="text"/>		
No academic rank		<input type="text"/>		
<b>Total women</b>	<b>31</b>	<b>2,727,256</b>		
<b>Total (men + women)</b>	<b>43</b>	<b>3,776,572</b>		

Invalid data type 
 Fatal error 
 Confirm or explain 
 Edit explanation 
 Override by Admin

If one of the above icons appears next to a data field or fields above, click on it to view a description of the error.



Institution: Imperial Valley College (115861) (4)

User ID: P81158611

Surveys Reports Tools Help LogOut

Human Resources

Part F - Salaries - Full-time instructional staff on 9/10-month contracts/teaching periods - Fringe benefits

Instructions ?

Hide Menu

- ▶ Screening Qs
- ▶ EAP
- ▼ Salaries
  - ▶ Headcount
  - ▶ Salaries 9/10 mo
  - ▶ Salaries 11/12 mo
  - ▶ Benefits 9/10 mo
  - ▶ Benefits 11/12 mo
- ▶ Staff\_long
- ▶ Survey Evaluation

**Fringe benefits of full-time instructional staff on 9/10-month contracts/teaching periods**

**As of November 1, 2008**

Fringe benefits	Number covered	Expenditures	Average expenditures	Prior year Average expenditures
<u>Retirement plans (other than Social Security) - Vested within 5-years</u>	52	26,395	508	
<u>Retirement plans (other than Social Security) - Vested after 5-years</u>	59	39,179	⚠ 664	<b>5,671</b>
Medical/dental plans	111	125,661	⚠ 1,132	<b>10,659</b>
Group life insurance	111	1,185	⚠ 11	<b>104</b>
<u>Other insurance benefits (cafeteria plan, etc.)</u>				
Guaranteed disability income protection	111	3,577	⚠ 32	<b>309</b>
Tuition plan (dependents only)				
Unrestricted				
<u>Restricted</u>				
Housing plan				
Unrestricted				
<u>Restricted</u>				
Social Security taxes				
Unemployment compensation taxes	111	2,385	⚠ 21	<b>34</b>
Worker's compensation taxes	111	5,086	⚠ 46	<b>738</b>
Other benefits in kind with cash options				
<b>Total expenditures</b>		<b>203,468</b>		

Invalid data type  
 Fatal error  
 Confirm or explain  
 Edit explanation  
 Override by Admin

If one of the above icons appears next to a data field or fields above, click on it to view a description of the error.



Institution: Imperial Valley College (115861) (4)

User ID: P81158611

Surveys      Reports      Tools      Help      LogOut

Human Resources

Part F - Salaries - Full-time instructional staff on 11/12-month contracts/teaching periods - Fringe benefits

Instructions ?

Hide Menu

▶ Screening Qs

▶ EAP

▼ Salaries

▶ Headcount

▶ Salaries 9/10 mo

▶ Salaries 11/12 mo

▶ Benefits 9/10 mo

▶ Benefits 11/12 mo

▶ Staff\_long

▶ Survey Evaluation

**Fringe benefits of full-time instructional staff on 11/12-month contracts/teaching periods**

**As of November 1, 2008**

Fringe benefits	Number covered	Expenditures	Average expenditures	Prior year Average expenditures
<u>Retirement plans (other than Social Security) - Vested within 5-years</u>	<input type="text" value="1"/>	<input type="text" value="385"/>	385	
<u>Retirement plans (other than Social Security) - Vested after 5-years</u>	<input type="text" value="8"/>	<input type="text" value="5,223"/>	⚠ 653	<b>6,866</b>
Medical/dental plans	<input type="text" value="9"/>	<input type="text" value="10,189"/>	⚠ 1,132	<b>12,790</b>
Group life insurance	<input type="text" value="9"/>	<input type="text" value="96"/>	⚠ 11	<b>125</b>
<u>Other insurance benefits (cafeteria plan, etc.)</u>	<input type="text"/>	<input type="text"/>		
Guaranteed disability income protection	<input type="text" value="9"/>	<input type="text" value="306"/>	⚠ 34	<b>375</b>
Tuition plan (dependents only)				
Unrestricted	<input type="text"/>	<input type="text"/>		
<u>Restricted</u>	<input type="text"/>	<input type="text"/>		
Housing plan				
Unrestricted	<input type="text"/>	<input type="text"/>		
<u>Restricted</u>	<input type="text"/>	<input type="text"/>		
Social Security taxes	<input type="text"/>	<input type="text"/>		
Unemployment compensation taxes	<input type="text" value="9"/>	<input type="text" value="204"/>	⚠ 23	<b>42</b>
Worker's compensation taxes	<input type="text" value="9"/>	<input type="text" value="435"/>	⚠ 48	<b>894</b>
Other benefits in kind with cash options	<input type="text"/>	<input type="text"/>		
<b>Total expenditures</b>		16,838		

⚠ Invalid data type    ⚠ Fatal error    ⚠ Confirm or explain    ⚠ Edit explanation    ⚠ Override by Admin

If one of the above icons appears next to a data field or fields above, click on it to view a description of the error.

Previous    Save    Save and Next    Next



Institution: Imperial Valley College (115861) (4)

User ID: P81158611

Surveys Reports Tools Help LogOut

Human Resources

Hide Menu

Part G - Fall Staff - Full-time instruction/research/public service staff - Tenured

Instructions ?

- ▶ Screening Qs
- ▶ EAP
- ▶ Salaries
- ▼ Staff\_Long
  - ▼ FT IRPS - tenure
    - ▶ With tenure
    - ▶ On track
    - ▶ Not on track
    - ▶ Without faculty status
    - ▶ Totals
  - ▶ FT IRPS
  - ▶ FT by position
  - ▶ PT by position
  - ▶ Staff Summary
  - ▶ New Hires
- ▶ Survey Evaluation

**Number of full-time staff with faculty status who are Tenured and whose primary responsibility is instruction, research, and/or public service by academic rank, gender, and race/ethnicity**

As of November 1, 2008

Gender and race/ethnicity	Professors	Associate professors	Assistant professors	Instructors	Lecturers	No academic rank	Total
<b>Men</b>							
<u>Nonresident alien</u>	<input type="text"/>	<input type="text"/>	<input type="text"/>	<input type="text" value="0"/>	<input type="text"/>	<input type="text"/>	0
<u>Black, non-Hispanic</u>	<input type="text"/>	<input type="text"/>	<input type="text"/>	<input type="text" value="0"/>	<input type="text"/>	<input type="text"/>	0
<u>American Indian/Alaska Native</u>	<input type="text"/>	<input type="text"/>	<input type="text"/>	<input type="text" value="0"/>	<input type="text"/>	<input type="text"/>	0
<u>Asian/Pacific Islander</u>	<input type="text"/>	<input type="text"/>	<input type="text"/>	<input type="text" value="2"/>	<input type="text"/>	<input type="text"/>	2
<u>Hispanic</u>	<input type="text"/>	<input type="text"/>	<input type="text"/>	<input type="text" value="10"/>	<input type="text"/>	<input type="text"/>	10
<u>White, non-Hispanic</u>	<input type="text"/>	<input type="text"/>	<input type="text"/>	<input type="text" value="39"/>	<input type="text"/>	<input type="text"/>	39
<u>Race and ethnicity unknown</u>	<input type="text"/>	<input type="text"/>	<input type="text"/>	<input type="text" value="0"/>	<input type="text"/>	<input type="text"/>	0
<b>Total men</b>	0	0	0	51	0	0	51
<b>Women</b>							
<u>Nonresident alien</u>	<input type="text"/>	<input type="text"/>	<input type="text"/>	<input type="text" value="0"/>	<input type="text"/>	<input type="text"/>	0
<u>Black, non-Hispanic</u>	<input type="text"/>	<input type="text"/>	<input type="text"/>	<input type="text" value="0"/>	<input type="text"/>	<input type="text"/>	0
<u>American Indian/Alaska Native</u>	<input type="text"/>	<input type="text"/>	<input type="text"/>	<input type="text" value="0"/>	<input type="text"/>	<input type="text"/>	0
<u>Asian/Pacific Islander</u>	<input type="text"/>	<input type="text"/>	<input type="text"/>	<input type="text" value="1"/>	<input type="text"/>	<input type="text"/>	1
<u>Hispanic</u>	<input type="text"/>	<input type="text"/>	<input type="text"/>	<input type="text" value="12"/>	<input type="text"/>	<input type="text"/>	12
<u>White, non-Hispanic</u>	<input type="text"/>	<input type="text"/>	<input type="text"/>	<input type="text" value="32"/>	<input type="text"/>	<input type="text"/>	32
<u>Race and ethnicity unknown</u>	<input type="text"/>	<input type="text"/>	<input type="text"/>	<input type="text" value="1"/>	<input type="text"/>	<input type="text"/>	1
<b>Total women</b>	0	0	0	46	0	0	46
<b>Total (men+women)</b>	0	0	0	97	0	0	97
Total from EAP							97

Invalid data type 
 Fatal error 
 Confirm or explain 
 Edit explanation 
 Override by Admin

If one of the above icons appears next to a data field or fields above, click on it to view a description of the error.



Institution: Imperial Valley College (115861) (4)

User ID: P81158611

Surveys Reports Tools Help LogOut

Human Resources

Hide Menu

Part G - Fall Staff - Full-time instruction/research/public service staff - On tenure track

Instructions ?

- ▶ Screening Qs
- ▶ EAP
- ▶ Salaries
- ▼ Staff\_Long
  - ▼ FT IRPS - tenure
    - ▶ With tenure
      - ▶ On track
      - ▶ Not on track
    - ▶ Without faculty status
    - ▶ Totals
  - ▶ FT IRPS
  - ▶ FT by position
  - ▶ PT by position
  - ▶ Staff Summary
  - ▶ New Hires
- ▶ Survey Evaluation

**Number of full-time staff with faculty status who are On tenure track and whose primary responsibility is instruction, research, and/or public service by academic rank, gender, and race/ethnicity**

As of November 1, 2008

Gender and race/ethnicity	Professors	Associate professors	Assistant professors	Instructors	Lecturers	No academic rank	Total
<b>Men</b>							
<u>Nonresident alien</u>	<input type="text"/>	<input type="text"/>	<input type="text"/>	<input type="text" value="0"/>	<input type="text"/>	<input type="text"/>	0
<u>Black, non-Hispanic</u>	<input type="text"/>	<input type="text"/>	<input type="text"/>	<input type="text" value="2"/>	<input type="text"/>	<input type="text"/>	2
<u>American Indian/Alaska Native</u>	<input type="text"/>	<input type="text"/>	<input type="text"/>	<input type="text" value="0"/>	<input type="text"/>	<input type="text"/>	0
<u>Asian/Pacific Islander</u>	<input type="text"/>	<input type="text"/>	<input type="text"/>	<input type="text" value="0"/>	<input type="text"/>	<input type="text"/>	0
<u>Hispanic</u>	<input type="text"/>	<input type="text"/>	<input type="text"/>	<input type="text" value="8"/>	<input type="text"/>	<input type="text"/>	8
<u>White, non-Hispanic</u>	<input type="text"/>	<input type="text"/>	<input type="text"/>	<input type="text" value="14"/>	<input type="text"/>	<input type="text"/>	14
<u>Race and ethnicity unknown</u>	<input type="text"/>	<input type="text"/>	<input type="text"/>	<input type="text" value="0"/>	<input type="text"/>	<input type="text"/>	0
<b>Total men</b>	0	0	0	24	0	0	24
<b>Women</b>							
<u>Nonresident alien</u>	<input type="text"/>	<input type="text"/>	<input type="text"/>	<input type="text" value="1"/>	<input type="text"/>	<input type="text"/>	1
<u>Black, non-Hispanic</u>	<input type="text"/>	<input type="text"/>	<input type="text"/>	<input type="text" value="2"/>	<input type="text"/>	<input type="text"/>	2
<u>American Indian/Alaska Native</u>	<input type="text"/>	<input type="text"/>	<input type="text"/>	<input type="text" value="0"/>	<input type="text"/>	<input type="text"/>	0
<u>Asian/Pacific Islander</u>	<input type="text"/>	<input type="text"/>	<input type="text"/>	<input type="text" value="0"/>	<input type="text"/>	<input type="text"/>	0
<u>Hispanic</u>	<input type="text"/>	<input type="text"/>	<input type="text"/>	<input type="text" value="4"/>	<input type="text"/>	<input type="text"/>	4
<u>White, non-Hispanic</u>	<input type="text"/>	<input type="text"/>	<input type="text"/>	<input type="text" value="9"/>	<input type="text"/>	<input type="text"/>	9
<u>Race and ethnicity unknown</u>	<input type="text"/>	<input type="text"/>	<input type="text"/>	<input type="text" value="0"/>	<input type="text"/>	<input type="text"/>	0
<b>Total women</b>	0	0	0	16	0	0	16
<b>Total (men+women)</b>	0	0	0	40	0	0	40
Total from EAP							40

Invalid data type 
 Fatal error 
 Confirm or explain 
 Edit explanation 
 Override by Admin

If one of the above icons appears next to a data field or fields above, click on it to view a description of the error.



Institution: Imperial Valley College (115861) (4)

User ID: P81158611

Surveys Reports Tools Help LogOut

Human Resources

Hide Menu Part G - Fall Staff - Full-time instruction/research/public service staff - Not on tenure track/no tenure system [Instructions](#)

- ▶ Screening Qs
- ▶ EAP
- ▶ Salaries
- ▼ Staff\_long
  - ▼ FT IRPS - tenure
    - ▶ With tenure
    - ▶ On track
    - ▶ Not on track
    - ▶ Without faculty status
    - ▶ Totals
  - ▶ FT IRPS
  - ▶ FT by position
  - ▶ PT by position
  - ▶ Staff Summary
  - ▶ New Hires
- ▶ Survey Evaluation

**Number of full-time staff with faculty status who are Not on tenure track and whose primary responsibility is instruction, research, and/or public service OR number of full-time staff whose primary responsibility is instruction, research, and/or public service and who work at an institution with No tenure system by academic rank, gender, and race/ethnicity**

As of November 1, 2008

Gender and race/ethnicity	Professors	Associate professors	Assistant professors	Instructors	Lecturers	No academic rank	Total
<b>Men</b>							
<u>Nonresident alien</u>	<input type="text"/>	<input type="text"/>	<input type="text"/>	<input type="text" value="0"/>	<input type="text"/>	<input type="text"/>	0
<u>Black, non-Hispanic</u>	<input type="text"/>	<input type="text"/>	<input type="text"/>	<input type="text" value="0"/>	<input type="text"/>	<input type="text"/>	0
<u>American Indian/Alaska Native</u>	<input type="text"/>	<input type="text"/>	<input type="text"/>	<input type="text" value="0"/>	<input type="text"/>	<input type="text"/>	0
<u>Asian/Pacific Islander</u>	<input type="text"/>	<input type="text"/>	<input type="text"/>	<input type="text" value="0"/>	<input type="text"/>	<input type="text"/>	0
<u>Hispanic</u>	<input type="text"/>	<input type="text"/>	<input type="text"/>	<input type="text" value="2"/>	<input type="text"/>	<input type="text"/>	2
<u>White, non-Hispanic</u>	<input type="text"/>	<input type="text"/>	<input type="text"/>	<input type="text" value="4"/>	<input type="text"/>	<input type="text"/>	4
<u>Race and ethnicity unknown</u>	<input type="text"/>	<input type="text"/>	<input type="text"/>	<input type="text" value="0"/>	<input type="text"/>	<input type="text"/>	0
<b>Total men</b>	0	0	0	6	0	0	6
<b>Women</b>							
<u>Nonresident alien</u>	<input type="text"/>	<input type="text"/>	<input type="text"/>	<input type="text" value="0"/>	<input type="text"/>	<input type="text"/>	0
<u>Black, non-Hispanic</u>	<input type="text"/>	<input type="text"/>	<input type="text"/>	<input type="text" value="0"/>	<input type="text"/>	<input type="text"/>	0
<u>American Indian/Alaska Native</u>	<input type="text"/>	<input type="text"/>	<input type="text"/>	<input type="text" value="0"/>	<input type="text"/>	<input type="text"/>	0
<u>Asian/Pacific Islander</u>	<input type="text"/>	<input type="text"/>	<input type="text"/>	<input type="text" value="0"/>	<input type="text"/>	<input type="text"/>	0
<u>Hispanic</u>	<input type="text"/>	<input type="text"/>	<input type="text"/>	<input type="text" value="13"/>	<input type="text"/>	<input type="text"/>	13
<u>White, non-Hispanic</u>	<input type="text"/>	<input type="text"/>	<input type="text"/>	<input type="text" value="2"/>	<input type="text"/>	<input type="text"/>	2
<u>Race and ethnicity unknown</u>	<input type="text"/>	<input type="text"/>	<input type="text"/>	<input type="text" value="0"/>	<input type="text"/>	<input type="text"/>	0
<b>Total women</b>	0	0	0	15	0	0	15
<b>Total (men+women)</b>	0	0	0	21	0	0	21
<b>Total from EAP</b>							21

Invalid data type 
 Fatal error 
 Confirm or explain 
 Edit explanation 
 Override by Admin

If one of the above icons appears next to a data field or fields above, click on it to view a description of the error.



Institution: Imperial Valley College (115861) (4)

User ID: P81158611

Surveys Reports Tools Help LogOut

Human Resources

<a href="#">Hide Menu</a>	Part G - Fall Staff - Full-time instruction/research/public service staff - Without faculty status	
---------------------------	--	--

- ▶ Screening Qs
- ▶ EAP
- ▶ Salaries
- ▼ Staff\_long
  - ▼ FT IRPS - tenure
    - ▶ With tenure
    - ▶ On track
    - ▶ Not on track
    - ▶ Without faculty status
    - ▶ Totals
  - ▶ FT IRPS
  - ▶ FT by position
  - ▶ PT by position
  - ▶ Staff Summary
  - ▶ New Hires
- ▶ Survey Evaluation

**Number of full-time staff Without faculty status whose primary responsibility is instruction, research, and/or public service by gender and race/ethnicity**

As of November 1, 2008

Gender and race/ethnicity	Total
<b>Men</b>	
<a href="#">Nonresident alien</a>	<input type="text"/>
<a href="#">Black, non-Hispanic</a>	<input type="text"/>
<a href="#">American Indian/Alaska Native</a>	<input type="text"/>
<a href="#">Asian/Pacific Islander</a>	<input type="text"/>
<a href="#">Hispanic</a>	<input type="text"/>
<a href="#">White, non-Hispanic</a>	<input type="text"/>
<a href="#">Race and ethnicity unknown</a>	<input type="text"/>
<b>Total men</b>	<b>0</b>
<b>Women</b>	
<a href="#">Nonresident alien</a>	<input type="text"/>
<a href="#">Black, non-Hispanic</a>	<input type="text"/>
<a href="#">American Indian/Alaska Native</a>	<input type="text"/>
<a href="#">Asian/Pacific Islander</a>	<input type="text"/>
<a href="#">Hispanic</a>	<input type="text"/>
<a href="#">White, non-Hispanic</a>	<input type="text"/>
<a href="#">Race and ethnicity unknown</a>	<input type="text"/>
<b>Total women</b>	<b>0</b>
<b>Total (men+women)</b>	<b>0</b>
Total from EAP	0

Invalid data type  
 Fatal error  
 Confirm or explain  
 Edit explanation  
 Override by Admin

If one of the above icons appears next to a data field or fields above, click on it to view a description of the error.





Institution: Imperial Valley College (115861) (4)

User ID: P81158611

Surveys      Reports      Tools      Help      LogOut

Human Resources

Hide Menu

Part G - Fall Staff - Full-time instruction/research/public service staff - Totals

▶ Screening Qs

▶ EAP

▶ Salaries

▼ Staff\_long

    ▼ FT IRPS - tenure

        ▶ With tenure

        ▶ On track

        ▶ Not on track

        ▶ Without faculty status

        ▶ Totals

    ▶ FT IRPS

    ▶ FT by position

    ▶ PT by position

    ▶ Staff Summary

    ▶ New Hires

▶ Survey Evaluation

**Total number of full-time staff whose primary responsibility is instruction, research, and/or public service by gender and race/ethnicity**

**As of November 1, 2008**

	Total men	Total women	Total (men+women)
<u>Nonresident alien</u>	0	1	1
<u>Black, non-Hispanic</u>	2	2	4
<u>American Indian/Alaska Native</u>	0	0	0
<u>Asian/Pacific Islander</u>	2	1	3
<u>Hispanic</u>	20	29	49
<u>White, non-Hispanic</u>	57	43	100
<u>Race and ethnicity unknown</u>	0	1	1
<b>Total (must equal Part H (next part))</b>	<b>81</b>	<b>77</b>	<b>158</b>

Invalid data type  
 Fatal error  
 Confirm or explain  
 Edit explanation  
 Override by Admin

If one of the above icons appears next to a data field or fields above, click on it to view a description of the error.

Previous

Next



Institution: Imperial Valley College (115861) (4)

User ID: P81158611

Surveys Reports Tools Help LogOut

Human Resources

Part H - Fall Staff - Full-time instruction/research/public service staff by contract length/teaching period - Headcount

Instructions ?

Hide Menu

- ▶ Screening Qs
- ▶ EAP
- ▶ Salaries
- ▼ Staff\_long
  - ▶ FT IRPS - tenure
  - ▼ FT IRPS
    - ▶ Headcount
    - ▶ 9/10 mo
    - ▶ 11/12 mo
  - ▶ FT by position
  - ▶ PT by position
  - ▶ Staff Summary
  - ▶ New Hires
- ▶ Survey Evaluation

**Number of full-time staff whose primary responsibility is instruction, research, and/or public service by contract length/teaching period, gender, and race/ethnicity**

(Include all staff from these functions, including those with and without faculty status.)

As of November 1, 2008

Gender and race/ethnicity	Less-than-9-month	9/10-month	11/12-month	Total	Total from Part G
<b>Men</b>					
<u>Nonresident Alien</u>	<input type="text" value="0"/>	<input type="text" value="0"/>	<input type="text" value="0"/>	0	0
<u>Black, non-Hispanic</u>	<input type="text" value="0"/>	<input type="text" value="2"/>	<input type="text" value="0"/>	2	2
<u>American Indian/Alaska Native</u>	<input type="text" value="0"/>	<input type="text" value="0"/>	<input type="text" value="0"/>	0	0
<u>Asian/Pacific Islander</u>	<input type="text" value="0"/>	<input type="text" value="1"/>	<input type="text" value="1"/>	2	2
<u>Hispanic</u>	<input type="text" value="0"/>	<input type="text" value="13"/>	<input type="text" value="7"/>	20	20
<u>White, non-Hispanic</u>	<input type="text" value="0"/>	<input type="text" value="53"/>	<input type="text" value="4"/>	57	57
<u>Race/ethnicity unknown</u>	<input type="text" value="0"/>	<input type="text" value="0"/>	<input type="text" value="0"/>	0	0
<b>Total men</b>	0	69	12	81	81
<b>Women</b>					
<u>Nonresident Alien</u>	<input type="text" value="0"/>	<input type="text" value="1"/>	<input type="text" value="0"/>	1	1
<u>Black, non-Hispanic</u>	<input type="text" value="0"/>	<input type="text" value="1"/>	<input type="text" value="1"/>	2	2
<u>American Indian/Alaska Native</u>	<input type="text" value="0"/>	<input type="text" value="0"/>	<input type="text" value="0"/>	0	0
<u>Asian/Pacific Islander</u>	<input type="text" value="0"/>	<input type="text" value="0"/>	<input type="text" value="1"/>	1	1
<u>Hispanic</u>	<input type="text" value="2"/>	<input type="text" value="6"/>	<input type="text" value="21"/>	29	29
<u>White, non-Hispanic</u>	<input type="text" value="1"/>	<input type="text" value="34"/>	<input type="text" value="8"/>	43	43
<u>Race/ethnicity unknown</u>	<input type="text" value="0"/>	<input type="text" value="1"/>	<input type="text" value="0"/>	1	1
<b>Total women</b>	3	43	31	77	77
<b>Total (men+women)</b>	3	112	43	158	158
Total from EAP				158	
Total (men+women) from Fall 2007	<b>18</b>	<b>121</b>	<b>37</b>		

Invalid data type Fatal error Confirm or explain Edit explanation Override by Admin

If one of the above icons appears next to a data field or fields above, click on it to view a description of the error.

Previous Save Save and Next Next



Institution: Imperial Valley College (115861) (4)

User ID: P81158611

Surveys Reports Tools Help LogOut

Human Resources

Hide Menu

Part H - Fall Staff - Full-time instruction/research/public service staff on 9/10-month contracts/teaching periods - Salary class intervals

Instructions ?

- ▶ Screening Qs
- ▶ EAP
- ▶ Salaries
- ▼ Staff\_long
  - ▶ FT IRPS - tenure
  - ▼ FT IRPS
    - ▶ Headcount
    - ▶ 9/10 mo
    - ▶ 11/12 mo
  - ▶ FT by position
  - ▶ PT by position
  - ▶ Staff Summary
  - ▶ New Hires
- ▶ Survey Evaluation

**Number of full-time staff on 9/10-month contracts/teaching periods whose primary responsibility is instruction, research, and/or public service by salary class intervals, gender, and race/ethnicity**

(Include all staff from these functions, including those with and without faculty status.)

As of November 1, 2008

Gender and race/ethnicity	Below \$30,000	30,000-39,999	40,000-49,999	50,000-64,999	65,000-79,999	80,000-99,999	100,000 and above	Total from Part H (Headcount screen)
<b>Men</b>								
Nonresident Alien	<input type="text" value="0"/>	<input type="text"/>	<input type="text" value="0"/>	<input type="text" value="0"/>	<input type="text" value="0"/>	<input type="text" value="0"/>	<input type="text" value="0"/>	0
Black, non-Hispanic	<input type="text" value="0"/>	<input type="text"/>	<input type="text" value="0"/>	<input type="text" value="1"/>	<input type="text" value="1"/>	<input type="text" value="0"/>	<input type="text" value="0"/>	2
American Indian/Alaska Native	<input type="text" value="0"/>	<input type="text"/>	<input type="text" value="0"/>	<input type="text" value="0"/>	<input type="text" value="0"/>	<input type="text" value="0"/>	<input type="text" value="0"/>	0
Asian/Pacific Islander	<input type="text" value="0"/>	<input type="text"/>	<input type="text" value="0"/>	<input type="text" value="0"/>	<input type="text" value="1"/>	<input type="text" value="0"/>	<input type="text" value="0"/>	1
Hispanic	<input type="text" value="2"/>	<input type="text"/>	<input type="text" value="0"/>	<input type="text" value="8"/>	<input type="text" value="2"/>	<input type="text" value="1"/>	<input type="text" value="0"/>	13
White, non-Hispanic	<input type="text" value="3"/>	<input type="text"/>	<input type="text" value="1"/>	<input type="text" value="12"/>	<input type="text" value="15"/>	<input type="text" value="21"/>	<input type="text" value="1"/>	53
Race/ethnicity unknown	<input type="text" value="0"/>	<input type="text"/>	<input type="text" value="0"/>	<input type="text" value="0"/>	<input type="text" value="0"/>	<input type="text" value="0"/>	<input type="text" value="0"/>	0
<b>Total men</b>	5	0	1	21	19	22	1	69
<b>Women</b>								
Nonresident alien	<input type="text" value="0"/>	<input type="text"/>	<input type="text" value="0"/>	<input type="text" value="1"/>	<input type="text" value="0"/>	<input type="text" value="0"/>	<input type="text" value="0"/>	1
Black, non-Hispanic	<input type="text" value="0"/>	<input type="text"/>	<input type="text" value="0"/>	<input type="text" value="0"/>	<input type="text" value="1"/>	<input type="text" value="0"/>	<input type="text" value="0"/>	1
American Indian/Alaska Native	<input type="text" value="0"/>	<input type="text"/>	<input type="text" value="0"/>	<input type="text" value="0"/>	<input type="text" value="0"/>	<input type="text" value="0"/>	<input type="text" value="0"/>	0
Asian/Pacific Islander	<input type="text" value="0"/>	<input type="text"/>	<input type="text" value="0"/>	<input type="text" value="0"/>	<input type="text" value="0"/>	<input type="text" value="0"/>	<input type="text" value="0"/>	0
Hispanic	<input type="text" value="0"/>	<input type="text"/>	<input type="text" value="0"/>	<input type="text" value="2"/>	<input type="text" value="2"/>	<input type="text" value="2"/>	<input type="text" value="0"/>	6
White, non-Hispanic	<input type="text" value="1"/>	<input type="text"/>	<input type="text" value="0"/>	<input type="text" value="10"/>	<input type="text" value="14"/>	<input type="text" value="8"/>	<input type="text" value="1"/>	34
Race/ethnicity unknown	<input type="text" value="0"/>	<input type="text"/>	<input type="text" value="0"/>	<input type="text" value="0"/>	<input type="text" value="1"/>	<input type="text" value="0"/>	<input type="text" value="0"/>	1
<b>Total women</b>	1	0	0	13	18	10	1	43
<b>Total (men+women)</b>	6	0	1	34	37	32	2	112

Invalid data type  
 Fatal error  
 Confirm or explain  
 Edit explanation  
 Override by Admin

If one of the above icons appears next to a data field or fields above, click on it to view a description of the error.





Institution: Imperial Valley College (115861) (4)

User ID: P81158611

Surveys Reports Tools Help LogOut

Human Resources

Hide Menu Part H - Fall Staff - Full-time instruction/research/public service staff on 11/12-month contracts/teaching periods - Salary class intervals [Instructions ?](#)

- ▶ Screening Qs
- ▶ EAP
- ▶ Salaries
- ▼ Staff\_long
  - ▶ FT IRPS - tenure
  - ▼ FT IRPS
    - ▶ Headcount
    - ▶ 9/10 mo
    - ▶ 11/12 mo
  - ▶ FT by position
  - ▶ PT by position
  - ▶ Staff Summary
  - ▶ New Hires
- ▶ Survey Evaluation

**Number of full-time staff on 11/12-month contracts/teaching periods whose primary responsibility is instruction, research, and/or public service by salary class intervals, gender, and race/ethnicity**

(Include all staff from these functions, including those with and without faculty status.)

As of November 1, 2008

Gender and race/ethnicity	Below \$30,000	30,000-39,999	40,000-49,999	50,000-64,999	65,000-79,999	80,000-99,999	100,000 and above	Total from Part H (Headcount screen)
<b>Men</b>								
<u>Nonresident alien</u>	<input type="text" value="0"/>	<input type="text"/>	<input type="text"/>	<input type="text" value="0"/>	<input type="text" value="0"/>	<input type="text" value="0"/>	<input type="text" value="0"/>	0
<u>Black, non-Hispanic</u>	<input type="text" value="0"/>	<input type="text"/>	<input type="text"/>	<input type="text" value="0"/>	<input type="text" value="0"/>	<input type="text" value="0"/>	<input type="text" value="0"/>	0
<u>American Indian/Alaska Native</u>	<input type="text" value="0"/>	<input type="text"/>	<input type="text"/>	<input type="text" value="0"/>	<input type="text" value="0"/>	<input type="text" value="0"/>	<input type="text" value="0"/>	0
<u>Asian/Pacific Islander</u>	<input type="text" value="0"/>	<input type="text"/>	<input type="text"/>	<input type="text" value="0"/>	<input type="text" value="0"/>	<input type="text" value="0"/>	<input type="text" value="1"/>	1
<u>Hispanic</u>	<input type="text" value="0"/>	<input type="text"/>	<input type="text"/>	<input type="text" value="1"/>	<input type="text" value="2"/>	<input type="text" value="1"/>	<input type="text" value="3"/>	7
<u>White, non-Hispanic</u>	<input type="text" value="1"/>	<input type="text"/>	<input type="text"/>	<input type="text" value="1"/>	<input type="text" value="0"/>	<input type="text" value="0"/>	<input type="text" value="2"/>	4
<u>Race and ethnicity unknown</u>	<input type="text" value="0"/>	<input type="text"/>	<input type="text"/>	<input type="text" value="0"/>	<input type="text" value="0"/>	<input type="text" value="0"/>	<input type="text" value="0"/>	0
<b>Total men</b>	1	0	0	2	2	1	6	12
<b>Women</b>								
<u>Nonresident alien</u>	<input type="text" value="0"/>	<input type="text"/>	<input type="text"/>	<input type="text" value="0"/>	<input type="text" value="0"/>	<input type="text" value="0"/>	<input type="text" value="0"/>	0
<u>Black, non-Hispanic</u>	<input type="text" value="0"/>	<input type="text"/>	<input type="text"/>	<input type="text" value="1"/>	<input type="text" value="0"/>	<input type="text" value="0"/>	<input type="text" value="0"/>	1
<u>American Indian/Alaska Native</u>	<input type="text" value="0"/>	<input type="text"/>	<input type="text"/>	<input type="text" value="0"/>	<input type="text" value="0"/>	<input type="text" value="0"/>	<input type="text" value="0"/>	0
<u>Asian/Pacific Islander</u>	<input type="text" value="0"/>	<input type="text"/>	<input type="text"/>	<input type="text" value="0"/>	<input type="text" value="0"/>	<input type="text" value="0"/>	<input type="text" value="1"/>	1
<u>Hispanic</u>	<input type="text" value="11"/>	<input type="text"/>	<input type="text"/>	<input type="text" value="0"/>	<input type="text" value="3"/>	<input type="text" value="0"/>	<input type="text" value="7"/>	21
<u>White, non-Hispanic</u>	<input type="text" value="0"/>	<input type="text"/>	<input type="text"/>	<input type="text" value="0"/>	<input type="text" value="3"/>	<input type="text" value="3"/>	<input type="text" value="2"/>	8
<u>Race and ethnicity unknown</u>	<input type="text" value="0"/>	<input type="text"/>	<input type="text"/>	<input type="text" value="0"/>	<input type="text" value="0"/>	<input type="text" value="0"/>	<input type="text" value="0"/>	0
<b>Total women</b>	11	0	0	1	6	3	10	31
<b>Total (men+women)</b>	12	0	0	3	8	4	16	43

⚠ Invalid data type
✖ Fatal error
⚠ Confirm or explain
✎ Edit explanation
⚙ Override by Admin

If one of the above icons appears next to a data field or fields above, click on it to view a description

of the error.

Previous

Save

Save and Next

Next



Institution: Imperial Valley College (115861) (4)

User ID: P81158611

Surveys Reports Tools Help LogOut

Human Resources

Hide Menu Part I - Fall Staff - Full-time executive/administrative/managerial staff - Salary class intervals [Instructions ?](#)

▶ Screening Qs

▶ EAP

▶ Salaries

▼ Staff\_long

▶ FT IRPS - tenure

▶ FT IRPS

▼ FT by position

▶ Exec/adm

▶ Other prof

▶ Tech/para

▶ Cler/sec

▶ Skilled crafts

▶ Serv/maint

▶ Totals

▶ PT by position

▶ Staff Summary






▶ New Hires

▶ Survey Evaluation

**Number of full-time executive/administrative/managerial staff by salary class intervals, gender, and race/ethnicity**

**As of November 1, 2008**

Gender and race/ethnicity	Below \$30,000	30,000-39,999	40,000-49,999	50,000-64,999	65,000-79,999	80,000-99,999	100,000 and above	Total
<b>Men</b>								
Nonresident alien	<input type="text"/>	<input type="text"/>	<input type="text"/>	<input type="text"/>	<input type="text"/>	<input type="text"/>	<input type="text" value="0"/>	0
Black, non-Hispanic	<input type="text"/>	<input type="text"/>	<input type="text"/>	<input type="text"/>	<input type="text"/>	<input type="text"/>	<input type="text" value="0"/>	0
American Indian/Alaska Native	<input type="text"/>	<input type="text"/>	<input type="text"/>	<input type="text"/>	<input type="text"/>	<input type="text"/>	<input type="text" value="0"/>	0
Asian/Pacific Islander	<input type="text"/>	<input type="text"/>	<input type="text"/>	<input type="text"/>	<input type="text"/>	<input type="text"/>	<input type="text" value="1"/>	1
Hispanic	<input type="text"/>	<input type="text"/>	<input type="text"/>	<input type="text"/>	<input type="text"/>	<input type="text"/>	<input type="text" value="4"/>	4
White, non-Hispanic	<input type="text"/>	<input type="text"/>	<input type="text"/>	<input type="text"/>	<input type="text"/>	<input type="text"/>	<input type="text" value="6"/>	6
Race and ethnicity unknown	<input type="text"/>	<input type="text"/>	<input type="text"/>	<input type="text"/>	<input type="text"/>	<input type="text"/>	<input type="text" value="0"/>	0
<b>Total men</b>	0	0	0	0	0	0	11	11
<b>Women</b>								
Nonresident alien	<input type="text"/>	<input type="text"/>	<input type="text"/>	<input type="text"/>	<input type="text"/>	<input type="text"/>	<input type="text" value="0"/>	0
Black, non-Hispanic	<input type="text"/>	<input type="text"/>	<input type="text"/>	<input type="text"/>	<input type="text"/>	<input type="text"/>	<input type="text" value="0"/>	0
American Indian/Alaska Native	<input type="text"/>	<input type="text"/>	<input type="text"/>	<input type="text"/>	<input type="text"/>	<input type="text"/>	<input type="text" value="0"/>	0
Asian/Pacific Islander	<input type="text"/>	<input type="text"/>	<input type="text"/>	<input type="text"/>	<input type="text"/>	<input type="text"/>	<input type="text" value="0"/>	0
Hispanic	<input type="text"/>	<input type="text"/>	<input type="text"/>	<input type="text"/>	<input type="text"/>	<input type="text"/>	<input type="text" value="0"/>	0
White, non-Hispanic	<input type="text"/>	<input type="text"/>	<input type="text"/>	<input type="text"/>	<input type="text"/>	<input type="text"/>	<input type="text" value="4"/>	4
Race and ethnicity unknown	<input type="text"/>	<input type="text"/>	<input type="text"/>	<input type="text"/>	<input type="text"/>	<input type="text"/>	<input type="text" value="0"/>	0
<b>Total women</b>	0	0	0	0	0	0	4	4
<b>Total (men+women)</b>	0	0	0	0	0	0	15	15
Total from EAP								15

 Invalid data type    Fatal error    Confirm or explain    Edit explanation    Override by Admin

If one of the above icons appears next to a data field or fields above, click on it to view a description of the error.

Previous

Save

Save and Next

Next





Institution: Imperial Valley College (115861) (4)

User ID: P81158611

Surveys Reports Tools Help LogOut

Human Resources

Hide Menu Part I - Fall Staff - Full-time other professional (support/service) staff - Salary class intervals [Instructions ?](#)

▶ Screening Qs

▶ EAP

▶ Salaries

▼ Staff\_long

▶ FT IRPS - tenure

▶ FT IRPS

▼ FT by position

▶ Exec/adm

▶ Other prof

▶ Tech/para

▶ Cler/sec

▶ Skilled crafts

▶ Serv/maint

▶ Totals

▶ PT by position

▶ Staff Summary






▶ New Hires

▶ Survey Evaluation

**Number of full-time other professional (support/service) staff by salary class intervals, gender, and race/ethnicity**

**As of November 1, 2008**

Gender and race/ethnicity	Below \$30,000	30,000-39,999	40,000-49,999	50,000-64,999	65,000-79,999	80,000-99,999	100,000 and above	Total
<b>Men</b>								
Nonresident alien	<input type="text"/>	<input type="text"/>	<input type="text"/>	<input type="text" value="0"/>	<input type="text" value="1"/>	<input type="text" value="0"/>	<input type="text" value="0"/>	1
Black, non-Hispanic	<input type="text"/>	<input type="text"/>	<input type="text"/>	<input type="text" value="0"/>	<input type="text" value="0"/>	<input type="text" value="0"/>	<input type="text" value="0"/>	0
American Indian/Alaska Native	<input type="text"/>	<input type="text"/>	<input type="text"/>	<input type="text" value="0"/>	<input type="text" value="0"/>	<input type="text" value="0"/>	<input type="text" value="0"/>	0
Asian/Pacific Islander	<input type="text"/>	<input type="text"/>	<input type="text"/>	<input type="text" value="0"/>	<input type="text" value="0"/>	<input type="text" value="0"/>	<input type="text" value="0"/>	0
Hispanic	<input type="text"/>	<input type="text"/>	<input type="text"/>	<input type="text" value="0"/>	<input type="text" value="1"/>	<input type="text" value="0"/>	<input type="text" value="1"/>	2
White, non-Hispanic	<input type="text"/>	<input type="text"/>	<input type="text"/>	<input type="text" value="0"/>	<input type="text" value="0"/>	<input type="text" value="2"/>	<input type="text" value="1"/>	3
Race and ethnicity unknown	<input type="text"/>	<input type="text"/>	<input type="text"/>	<input type="text" value="0"/>	<input type="text" value="0"/>	<input type="text" value="0"/>	<input type="text" value="0"/>	0
<b>Total men</b>	0	0	0	0	2	2	2	6
<b>Women</b>								
Nonresident alien	<input type="text"/>	<input type="text"/>	<input type="text"/>	<input type="text" value="0"/>	<input type="text" value="0"/>	<input type="text" value="0"/>	<input type="text" value="0"/>	0
Black, non-Hispanic	<input type="text"/>	<input type="text"/>	<input type="text"/>	<input type="text" value="0"/>	<input type="text" value="1"/>	<input type="text" value="1"/>	<input type="text" value="0"/>	2
American Indian/Alaska Native	<input type="text"/>	<input type="text"/>	<input type="text"/>	<input type="text" value="0"/>	<input type="text" value="0"/>	<input type="text" value="0"/>	<input type="text" value="0"/>	0
Asian/Pacific Islander	<input type="text"/>	<input type="text"/>	<input type="text"/>	<input type="text" value="1"/>	<input type="text" value="0"/>	<input type="text" value="1"/>	<input type="text" value="0"/>	2
Hispanic	<input type="text"/>	<input type="text"/>	<input type="text"/>	<input type="text" value="1"/>	<input type="text" value="1"/>	<input type="text" value="1"/>	<input type="text" value="0"/>	3
White, non-Hispanic	<input type="text"/>	<input type="text"/>	<input type="text"/>	<input type="text" value="0"/>	<input type="text" value="0"/>	<input type="text" value="0"/>	<input type="text" value="1"/>	1
Race and ethnicity unknown	<input type="text"/>	<input type="text"/>	<input type="text"/>	<input type="text" value="0"/>	<input type="text" value="0"/>	<input type="text" value="0"/>	<input type="text" value="0"/>	0
<b>Total women</b>	0	0	0	2	2	3	1	8
<b>Total (men+women)</b>	0	0	0	2	4	5	3	14
Total from EAP								14

 Invalid data type    Fatal error    Confirm or explain    Edit explanation    Override by Admin

If one of the above icons appears next to a data field or fields above, click on it to view a description of the error.



Institution: Imperial Valley College (115861) (4)

User ID: P81158611

Surveys Reports Tools Help LogOut

Human Resources

Hide Menu

Part I - Fall Staff - Full-time technical and paraprofessional staff - Salary class intervals

Instructions ?

- ▶ Screening Qs
- ▶ EAP
- ▶ Salaries
- ▼ Staff\_long
  - ▶ FT IRPS - tenure
  - ▶ FT IRPS
  - ▼ FT by position
    - ▶ Exec/adm
    - ▶ Other prof
    - ▶ Tech/para
    - ▶ Cler/sec
    - ▶ Skilled crafts
    - ▶ Serv/maint
    - ▶ Totals
  - ▶ PT by position
  - ▶ Staff Summary
  - ▶ New Hires
- ▶ Survey Evaluation

**Number of full-time technical and paraprofessional staff by salary class intervals, gender, and race/ethnicity**

As of November 1, 2008

Gender and race/ethnicity	Below \$20,000	20,000-29,999	30,000-39,999	40,000-49,999	50,000 and above	Total
<b>Men</b>						
<u>Nonresident alien</u>	<input type="text" value="0"/>	<input type="text" value="0"/>	<input type="text" value="0"/>	<input type="text" value="0"/>	<input type="text" value="0"/>	0
<u>Black, non-Hispanic</u>	<input type="text" value="0"/>	<input type="text" value="0"/>	<input type="text" value="0"/>	<input type="text" value="0"/>	<input type="text" value="0"/>	0
<u>American Indian/Alaska Native</u>	<input type="text" value="0"/>	<input type="text" value="0"/>	<input type="text" value="0"/>	<input type="text" value="0"/>	<input type="text" value="0"/>	0
<u>Asian/Pacific Islander</u>	<input type="text" value="0"/>	<input type="text" value="0"/>	<input type="text" value="0"/>	<input type="text" value="0"/>	<input type="text" value="0"/>	0
<u>Hispanic</u>	<input type="text" value="0"/>	<input type="text" value="1"/>	<input type="text" value="4"/>	<input type="text" value="3"/>	<input type="text" value="3"/>	11
<u>White, non-Hispanic</u>	<input type="text" value="0"/>	<input type="text" value="0"/>	<input type="text" value="0"/>	<input type="text" value="2"/>	<input type="text" value="3"/>	5
<u>Race and ethnicity unknown</u>	<input type="text" value="0"/>	<input type="text" value="0"/>	<input type="text" value="0"/>	<input type="text" value="0"/>	<input type="text" value="0"/>	0
<b>Total men</b>	0	1	4	5	6	16
<b>Women</b>						
<u>Nonresident alien</u>	<input type="text" value="0"/>	<input type="text" value="0"/>	<input type="text" value="0"/>	<input type="text" value="0"/>	<input type="text" value="0"/>	0
<u>Black, non-Hispanic</u>	<input type="text" value="0"/>	<input type="text" value="0"/>	<input type="text" value="0"/>	<input type="text" value="0"/>	<input type="text" value="0"/>	0
<u>American Indian/Alaska Native</u>	<input type="text" value="0"/>	<input type="text" value="0"/>	<input type="text" value="0"/>	<input type="text" value="0"/>	<input type="text" value="0"/>	0
<u>Asian/Pacific Islander</u>	<input type="text" value="0"/>	<input type="text" value="0"/>	<input type="text" value="0"/>	<input type="text" value="0"/>	<input type="text" value="0"/>	0
<u>Hispanic</u>	<input type="text" value="1"/>	<input type="text" value="0"/>	<input type="text" value="8"/>	<input type="text" value="2"/>	<input type="text" value="2"/>	13
<u>White, non-Hispanic</u>	<input type="text" value="0"/>	<input type="text" value="0"/>	<input type="text" value="1"/>	<input type="text" value="3"/>	<input type="text" value="0"/>	4
<u>Race and ethnicity unknown</u>	<input type="text" value="0"/>	<input type="text" value="0"/>	<input type="text" value="0"/>	<input type="text" value="0"/>	<input type="text" value="0"/>	0
<b>Total women</b>	1	0	9	5	2	17
<b>Total (men+women)</b>	1	1	13	10	8	33
Total from EAP						33

Invalid data type 
 Fatal error 
 Confirm or explain 
 Edit explanation 
 Override by Admin

If one of the above icons appears next to a data field or fields above, click on it to view a description of the error.



Institution: Imperial Valley College (115861) (4)

User ID: P81158611

Surveys Reports Tools Help LogOut

Human Resources

Hide Menu

Part I - Fall Staff - Full-time clerical and secretarial staff- Salary class intervals

Instructions ?

- ▶ Screening Qs
- ▶ EAP
- ▶ Salaries
- ▼ Staff\_long
  - ▶ FT IRPS - tenure
  - ▶ FT IRPS
  - ▼ FT by position
    - ▶ Exec/adm
    - ▶ Other prof
    - ▶ Tech/para
    - ▶ Cler/sec
    - ▶ Skilled crafts
    - ▶ Serv/maint
    - ▶ Totals
  - ▶ PT by position
  - ▶ Staff Summary
  - ▶ New Hires
- ▶ Survey Evaluation

**Number of full-time clerical and secretarial staff by salary class intervals, gender, and race/ethnicity**

As of November 1, 2008

Gender and race/ethnicity	Below \$20,000	20,000-29,999	30,000-39,999	40,000-49,999	50,000 and above	Total
<b>Men</b>						
<u>Nonresident alien</u>	<input type="text" value="0"/>	<input type="text" value="0"/>	<input type="text" value="0"/>	<input type="text" value="0"/>	<input type="text" value="0"/>	0
<u>Black, non-Hispanic</u>	<input type="text" value="0"/>	<input type="text" value="0"/>	<input type="text" value="0"/>	<input type="text" value="0"/>	<input type="text" value="0"/>	0
<u>American Indian/Alaska Native</u>	<input type="text" value="0"/>	<input type="text" value="0"/>	<input type="text" value="0"/>	<input type="text" value="0"/>	<input type="text" value="0"/>	0
<u>Asian/Pacific Islander</u>	<input type="text" value="0"/>	<input type="text" value="0"/>	<input type="text" value="0"/>	<input type="text" value="0"/>	<input type="text" value="0"/>	0
<u>Hispanic</u>	<input type="text" value="1"/>	<input type="text" value="1"/>	<input type="text" value="0"/>	<input type="text" value="3"/>	<input type="text" value="4"/>	9
<u>White, non-Hispanic</u>	<input type="text" value="0"/>	<input type="text" value="0"/>	<input type="text" value="0"/>	<input type="text" value="2"/>	<input type="text" value="0"/>	2
<u>Race and ethnicity unknown</u>	<input type="text" value="0"/>	<input type="text" value="0"/>	<input type="text" value="0"/>	<input type="text" value="0"/>	<input type="text" value="0"/>	0
<b>Total men</b>	1	1	0	5	4	11
<b>Women</b>						
<u>Nonresident alien</u>	<input type="text" value="0"/>	<input type="text" value="0"/>	<input type="text" value="0"/>	<input type="text" value="0"/>	<input type="text" value="0"/>	0
<u>Black, non-Hispanic</u>	<input type="text" value="0"/>	<input type="text" value="0"/>	<input type="text" value="0"/>	<input type="text" value="1"/>	<input type="text" value="1"/>	2
<u>American Indian/Alaska Native</u>	<input type="text" value="0"/>	<input type="text" value="0"/>	<input type="text" value="0"/>	<input type="text" value="0"/>	<input type="text" value="0"/>	0
<u>Asian/Pacific Islander</u>	<input type="text" value="0"/>	<input type="text" value="0"/>	<input type="text" value="0"/>	<input type="text" value="0"/>	<input type="text" value="1"/>	1
<u>Hispanic</u>	<input type="text" value="2"/>	<input type="text" value="5"/>	<input type="text" value="18"/>	<input type="text" value="22"/>	<input type="text" value="17"/>	64
<u>White, non-Hispanic</u>	<input type="text" value="1"/>	<input type="text" value="2"/>	<input type="text" value="2"/>	<input type="text" value="3"/>	<input type="text" value="4"/>	12
<u>Race and ethnicity unknown</u>	<input type="text" value="0"/>	<input type="text" value="0"/>	<input type="text" value="0"/>	<input type="text" value="0"/>	<input type="text" value="1"/>	1
<b>Total women</b>	3	7	20	26	24	80
<b>Total (men+women)</b>	4	8	20	31	28	91
Total from EAP						91

Invalid data type 
 Fatal error 
 Confirm or explain 
 Edit explanation 
 Override by Admin

If one of the above icons appears next to a data field or fields above, click on it to view a description of the error.



Institution: Imperial Valley College (115861) (4)

User ID: P81158611

Surveys Reports Tools Help LogOut

Human Resources

Hide Menu

Part I - Fall Staff - Full-time skilled crafts staff - Salary class intervals

Instructions ?

- ▶ Screening Qs
- ▶ EAP
- ▶ Salaries
- ▼ Staff\_long
  - ▶ FT IRPS - tenure
  - ▶ FT IRPS
  - ▼ FT by position
    - ▶ Exec/adm
    - ▶ Other prof
    - ▶ Tech/para
    - ▶ Cler/sec
    - ▶ Skilled crafts
    - ▶ Serv/maint
    - ▶ Totals
  - ▶ PT by position
  - ▶ Staff Summary
  - ▶ New Hires
- ▶ Survey Evaluation

**Number of full-time skilled crafts staff by salary class intervals, gender, and race/ethnicity**

As of November 1, 2008

Gender and race/ethnicity	Below \$20,000	20,000-29,999	30,000-39,999	40,000-49,999	50,000 and above	Total
<b>Men</b>						
<u>Nonresident alien</u>	<input type="text"/>	<input type="text"/>	<input type="text"/>	<input type="text" value="0"/>	<input type="text" value="0"/>	0
<u>Black, non-Hispanic</u>	<input type="text"/>	<input type="text"/>	<input type="text"/>	<input type="text" value="0"/>	<input type="text" value="0"/>	0
<u>American Indian/Alaska Native</u>	<input type="text"/>	<input type="text"/>	<input type="text"/>	<input type="text" value="0"/>	<input type="text" value="0"/>	0
<u>Asian/Pacific Islander</u>	<input type="text"/>	<input type="text"/>	<input type="text"/>	<input type="text" value="0"/>	<input type="text" value="0"/>	0
<u>Hispanic</u>	<input type="text"/>	<input type="text"/>	<input type="text"/>	<input type="text" value="3"/>	<input type="text" value="1"/>	4
<u>White, non-Hispanic</u>	<input type="text"/>	<input type="text"/>	<input type="text"/>	<input type="text" value="0"/>	<input type="text" value="1"/>	1
<u>Race and ethnicity unknown</u>	<input type="text"/>	<input type="text"/>	<input type="text"/>	<input type="text" value="0"/>	<input type="text" value="0"/>	0
<b>Total men</b>	0	0	0	3	2	5
<b>Women</b>						
<u>Nonresident alien</u>	<input type="text"/>	<input type="text"/>	<input type="text"/>	<input type="text" value="0"/>	<input type="text" value="0"/>	0
<u>Black, non-Hispanic</u>	<input type="text"/>	<input type="text"/>	<input type="text"/>	<input type="text" value="0"/>	<input type="text" value="0"/>	0
<u>American Indian/Alaska Native</u>	<input type="text"/>	<input type="text"/>	<input type="text"/>	<input type="text" value="0"/>	<input type="text" value="0"/>	0
<u>Asian/Pacific Islander</u>	<input type="text"/>	<input type="text"/>	<input type="text"/>	<input type="text" value="0"/>	<input type="text" value="0"/>	0
<u>Hispanic</u>	<input type="text"/>	<input type="text"/>	<input type="text"/>	<input type="text" value="0"/>	<input type="text" value="0"/>	0
<u>White, non-Hispanic</u>	<input type="text"/>	<input type="text"/>	<input type="text"/>	<input type="text" value="0"/>	<input type="text" value="0"/>	0
<u>Race and ethnicity unknown</u>	<input type="text"/>	<input type="text"/>	<input type="text"/>	<input type="text" value="0"/>	<input type="text" value="0"/>	0
<b>Total women</b>	0	0	0	0	0	0
<b>Total (men+women)</b>	0	0	0	3	2	5
Total from EAP						5

Invalid data type 
 Fatal error 
 Confirm or explain 
 Edit explanation 
 Override by Admin

If one of the above icons appears next to a data field or fields above, click on it to view a description of the error.



Institution: Imperial Valley College (115861) (4)

User ID: P81158611

Surveys Reports Tools Help LogOut

Human Resources

Hide Menu

Part I - Fall Staff - Full-time service/maintenance staff - Salary class intervals

Instructions ?

- ▶ Screening Qs
- ▶ EAP
- ▶ Salaries
- ▼ Staff\_long
  - ▶ FT IRPS - tenure
  - ▶ FT IRPS
  - ▼ FT by position
    - ▶ Exec/adm
    - ▶ Other prof
    - ▶ Tech/para
    - ▶ Cler/sec
    - ▶ Skilled crafts
    - ▶ Serv/maint
    - ▶ Totals
  - ▶ PT by position
  - ▶ Staff Summary
  - ▶ New Hires
- ▶ Survey Evaluation

**Number of full-time service/maintenance staff by salary class intervals, gender, and race/ethnicity**

As of November 1, 2008

Gender and race/ethnicity	Below \$20,000	20,000-29,999	30,000-39,999	40,000-49,999	50,000 and above	Total
<b>Men</b>						
<u>Nonresident alien</u>	<input type="text"/>	<input type="text" value="0"/>	<input type="text" value="0"/>	<input type="text" value="0"/>	<input type="text" value="0"/>	0
<u>Black, non-Hispanic</u>	<input type="text"/>	<input type="text" value="0"/>	<input type="text" value="0"/>	<input type="text" value="0"/>	<input type="text" value="0"/>	0
<u>American Indian/Alaska Native</u>	<input type="text"/>	<input type="text" value="0"/>	<input type="text" value="0"/>	<input type="text" value="0"/>	<input type="text" value="0"/>	0
<u>Asian/Pacific Islander</u>	<input type="text"/>	<input type="text" value="0"/>	<input type="text" value="0"/>	<input type="text" value="0"/>	<input type="text" value="0"/>	0
<u>Hispanic</u>	<input type="text"/>	<input type="text" value="8"/>	<input type="text" value="4"/>	<input type="text" value="6"/>	<input type="text" value="2"/>	20
<u>White, non-Hispanic</u>	<input type="text"/>	<input type="text" value="0"/>	<input type="text" value="1"/>	<input type="text" value="1"/>	<input type="text" value="2"/>	4
<u>Race and ethnicity unknown</u>	<input type="text"/>	<input type="text" value="0"/>	<input type="text" value="0"/>	<input type="text" value="1"/>	<input type="text" value="0"/>	1
<b>Total men</b>	0	8	5	8	4	25
<b>Women</b>						
<u>Nonresident alien</u>	<input type="text"/>	<input type="text" value="0"/>	<input type="text" value="0"/>	<input type="text" value="0"/>	<input type="text" value="0"/>	0
<u>Black, non-Hispanic</u>	<input type="text"/>	<input type="text" value="0"/>	<input type="text" value="0"/>	<input type="text" value="0"/>	<input type="text" value="0"/>	0
<u>American Indian/Alaska Native</u>	<input type="text"/>	<input type="text" value="0"/>	<input type="text" value="0"/>	<input type="text" value="0"/>	<input type="text" value="0"/>	0
<u>Asian/Pacific Islander</u>	<input type="text"/>	<input type="text" value="0"/>	<input type="text" value="0"/>	<input type="text" value="0"/>	<input type="text" value="0"/>	0
<u>Hispanic</u>	<input type="text"/>	<input type="text" value="0"/>	<input type="text" value="0"/>	<input type="text" value="1"/>	<input type="text" value="0"/>	1
<u>White, non-Hispanic</u>	<input type="text"/>	<input type="text" value="0"/>	<input type="text" value="0"/>	<input type="text" value="0"/>	<input type="text" value="0"/>	0
<u>Race and ethnicity unknown</u>	<input type="text"/>	<input type="text" value="0"/>	<input type="text" value="0"/>	<input type="text" value="0"/>	<input type="text" value="0"/>	0
<b>Total women</b>	0	0	0	1	0	1
<b>Total (men+women)</b>	0	8	5	9	4	26
Total from EAP						26

Invalid data type 
 Fatal error 
 Confirm or explain 
 Edit explanation 
 Override by Admin

If one of the above icons appears next to a data field or fields above, click on it to view a description of the error.



Institution: Imperial Valley College (115861) (4)

User ID: P81158611

Surveys

Reports

Tools

Help

LogOut

## Human Resources

[Hide Menu](#)

Part I - Fall Staff - Full-time staff (excluding instruction/research/public service staff) - Totals

▶ Screening Qs

▶ EAP

▶ Salaries

▼ Staff\_long

▶ FT IRPS - tenure

▶ FT IRPS

▼ FT by position

▶ Exec/adm

▶ Other prof

▶ Tech/para

▶ Cler/sec

▶ Skilled crafts

▶ Serv/maint

▶ Totals

▶ PT by position

▶ Staff Summary

▶ New Hires

▶ Survey Evaluation

**Total number of full-time staff by primary function/occupational activity, gender, and race/ethnicity****As of November 1, 2008**

Gender and race/ethnicity	<u>Executive/ administrative/ managerial</u>	<u>Other professionals (support/service)</u>	<u>Technical and paraprofessionals</u>	<u>Clerical and secretarial</u>	<u>Skilled crafts</u>	<u>Service/ Maintenance</u>	Total
<b>Men</b>							
<u>Nonresident alien</u>		0	1	0	0	0	1
<u>Black, non-Hispanic</u>		0	0	0	0	0	0
<u>American Indian/Alaska Native</u>		0	0	0	0	0	0
<u>Asian/Pacific Islander</u>		1	0	0	0	0	1
<u>Hispanic</u>		4	2	11	9	4	20
<u>White, non-Hispanic</u>		6	3	5	2	1	4
<u>Race and ethnicity unknown</u>		0	0	0	0	0	1
<b>Total men</b>		<b>11</b>	<b>6</b>	<b>16</b>	<b>11</b>	<b>5</b>	<b>25</b>
<b>Women</b>							
<u>Nonresident alien</u>		0	0	0	0	0	0
<u>Black, non-Hispanic</u>		0	2	0	2	0	4
<u>American Indian/Alaska Native</u>		0	0	0	0	0	0
<u>Asian/Pacific Islander</u>		0	2	0	1	0	3
<u>Hispanic</u>		0	3	13	64	0	1
<u>White, non-Hispanic</u>		4	1	4	12	0	0
<u>Race and ethnicity unknown</u>		0	0	0	1	0	0
<b>Total women</b>		<b>4</b>	<b>8</b>	<b>17</b>	<b>80</b>	<b>0</b>	<b>1</b>
<b>Total (men+women)</b>		<b>15</b>	<b>14</b>	<b>33</b>	<b>91</b>	<b>5</b>	<b>26</b>
Total from EAP		15	14	33	91	5	26

Invalid data type
 Fatal error
 Confirm or explain
 Edit explanation
 Override by Admin

If one of the above icons appears next to a data field or fields above, click on it to view a description of the error.

Previous

Next





Institution: Imperial Valley College (115861) (4)

User ID: P81158611

Surveys      Reports      Tools      Help      LogOut

Human Resources

Hide Menu

Part J - Fall Staff - Part-time professional staff

Instructions ?

▶ Screening Qs

▶ EAP

▶ Salaries

▼ Staff\_long

▶ FT IRPS - tenure

▶ FT IRPS

▶ FT by position

▼ PT by position

▶ Professionals

▶ Non-professionals

▶ Staff Summary

▶ New Hires

▶ Survey Evaluation

Number of part-time staff by primary function/occupational activity, gender, and race/ethnicity

As of November 1, 2008

Gender and race/ethnicity	Staff whose primary responsibility is instruction, research, and/or public service	Executive/ administrative/ managerial	Other professionals (support/service)
<b>Men</b>			
<u>Nonresident alien</u>	<input type="text" value="2"/>	<input type="text"/>	<input type="text"/>
<u>Black, non-Hispanic</u>	<input type="text" value="5"/>	<input type="text"/>	<input type="text"/>
<u>American Indian/Alaska Native</u>	<input type="text" value="1"/>	<input type="text"/>	<input type="text"/>
<u>Asian/Pacific Islander</u>	<input type="text" value="4"/>	<input type="text"/>	<input type="text"/>
<u>Hispanic</u>	<input type="text" value="61"/>	<input type="text"/>	<input type="text"/>
<u>White, non-Hispanic</u>	<input type="text" value="45"/>	<input type="text"/>	<input type="text"/>
<u>Race and ethnicity unknown</u>	<input type="text" value="1"/>	<input type="text"/>	<input type="text"/>
<b>Total men</b>	119	0	0
<b>Women</b>			
<u>Nonresident alien</u>	<input type="text" value="1"/>	<input type="text"/>	<input type="text"/>
<u>Black, non-Hispanic</u>	<input type="text" value="1"/>	<input type="text"/>	<input type="text"/>
<u>American Indian/ Alaska Native</u>	<input type="text" value="2"/>	<input type="text"/>	<input type="text"/>
<u>Asian/Pacific Islander</u>	<input type="text" value="2"/>	<input type="text"/>	<input type="text"/>
<u>Hispanic</u>	<input type="text" value="57"/>	<input type="text"/>	<input type="text"/>
<u>White, non-Hispanic</u>	<input type="text" value="30"/>	<input type="text"/>	<input type="text"/>
<u>Race and ethnicity unknown</u>	<input type="text" value="3"/>	<input type="text"/>	<input type="text"/>
<b>Total women</b>	96	0	0
<b>Total (men+women)</b>	215	0	0
Total from EAP	215	0	0

Invalid data type  
 Fatal error  
 Confirm or explain  
 Edit explanation  
 Override by Admin

If one of the above icons appears next to a data field or fields above, click on it to view a description of the error.



Institution: Imperial Valley College (115861) (4)

User ID: P81158611

Surveys Reports Tools Help LogOut

Human Resources

Hide Menu

Part J - Fall Staff - Part-time non-professional staff

Instructions ?

▶ Screening Qs

▶ EAP

▶ Salaries

▼ Staff\_Long

▶ FT IRPS - tenure

▶ FT IRPS

▶ FT by position

▼ PT by position

▶ Professionals

▶ Non-professionals

▶ Staff Summary

▶ New Hires

▶ Survey Evaluation

Number of part-time staff by primary function/occupational activity, gender, and race/ethnicity

As of November 1, 2008

Gender and race/ethnicity	Technical and paraprofessionals	Clerical and secretarial	Skilled crafts	Service/ Maintenance
<b>Men</b>				
<u>Nonresident alien</u>	<input type="text" value="0"/>	<input type="text" value="0"/>	<input type="text"/>	<input type="text" value="0"/>
<u>Black, non-Hispanic</u>	<input type="text" value="0"/>	<input type="text" value="0"/>	<input type="text"/>	<input type="text" value="0"/>
<u>American Indian/Alaska Native</u>	<input type="text" value="0"/>	<input type="text" value="0"/>	<input type="text"/>	<input type="text" value="0"/>
<u>Asian/Pacific Islander</u>	<input type="text" value="0"/>	<input type="text" value="0"/>	<input type="text"/>	<input type="text" value="0"/>
<u>Hispanic</u>	<input type="text" value="1"/>	<input type="text" value="0"/>	<input type="text"/>	<input type="text" value="2"/>
<u>White, non-Hispanic</u>	<input type="text" value="0"/>	<input type="text" value="0"/>	<input type="text"/>	<input type="text" value="0"/>
<u>Race and ethnicity unknown</u>	<input type="text" value="0"/>	<input type="text" value="0"/>	<input type="text"/>	<input type="text" value="0"/>
<b>Total men</b>	1	0	0	2
<b>Women</b>				
<u>Nonresident alien</u>	<input type="text" value="0"/>	<input type="text" value="0"/>	<input type="text"/>	<input type="text" value="0"/>
<u>Black, non-Hispanic</u>	<input type="text" value="0"/>	<input type="text" value="0"/>	<input type="text"/>	<input type="text" value="0"/>
<u>American Indian/Alaska Native</u>	<input type="text" value="0"/>	<input type="text" value="0"/>	<input type="text"/>	<input type="text" value="0"/>
<u>Asian/Pacific Islander</u>	<input type="text" value="0"/>	<input type="text" value="0"/>	<input type="text"/>	<input type="text" value="0"/>
<u>Hispanic</u>	<input type="text" value="0"/>	<input type="text" value="2"/>	<input type="text"/>	<input type="text" value="0"/>
<u>White, non-Hispanic</u>	<input type="text" value="0"/>	<input type="text" value="0"/>	<input type="text"/>	<input type="text" value="0"/>
<u>Race and ethnicity unknown</u>	<input type="text" value="0"/>	<input type="text" value="0"/>	<input type="text"/>	<input type="text" value="0"/>
<b>Total women</b>	0	2	0	0
<b>Total (men+women)</b>	1	2	0	2
Total from EAP	1	2	0	2

Invalid data type 
 Fatal error 
 Confirm or explain 
 Edit explanation 
 Override by Admin

If one of the above icons appears next to a data field or fields above, click on it to view a description of the error.



Institution: Imperial Valley College (115861) (4)

User ID: P81158611

Surveys      Reports      Tools      Help      LogOut

Human Resources

Hide Menu

Part K - Fall Staff - Total number of staff

▶ Screening Qs

▶ EAP

▶ Salaries

▼ Staff\_Long

▶ FT IRPS - tenure

▶ FT IRPS

▶ FT by position

▶ PT by position

▼ Staff Summary

▶ Total Employees

▶ New Hires

▶ Survey Evaluation

**Total number of staff by employment status, gender, and race/ethnicity**

**As of November 1, 2008**

Gender and race/ethnicity	Full-time men	Full-time women	Part-time men	Part-time women	Total men	Total women
<u>Nonresident alien</u>	1		1	2	1	3
<u>Black, non-Hispanic</u>	2		6	5	1	7
<u>American Indian/Alaska Native</u>	0		0	1	2	1
<u>Asian/Pacific Islander</u>	3		4	4	2	7
<u>Hispanic</u>	70		110	64	59	134
<u>White, non-Hispanic</u>	78		64	45	30	123
<u>Race and ethnicity unknown</u>	1		2	1	3	2
<b>Grand total</b>	155		187	122	98	277

Invalid data type   
 Fatal error   
 Confirm or explain   
 Edit explanation   
 Override by Admin

If one of the above icons appears next to a data field or fields above, click on it to view a description of the error.

Previous

Next



Institution: Imperial Valley College (115861) (4)

User ID: P81158611

Surveys Reports Tools Help LogOut

Human Resources

Part L - Fall Staff - New hires - Full-time instruction/research/public service staff - Faculty status

Instructions ?

Hide Menu

- ▶ Screening Qs
- ▶ EAP
- ▶ Salaries
- ▼ Staff\_long
  - ▶ FT IRPS - tenure
  - ▶ FT IRPS
  - ▶ FT by position
  - ▶ PT by position
  - ▶ Staff Summary
  - ▼ New Hires
    - ▶ By tenure
    - ▶ By position
    - ▶ Totals
- ▶ Survey Evaluation

**Number of full-time permanent new hires whose primary responsibility is instruction, research, and/or public service by faculty status, gender, and race/ethnicity**

(Hired full time between July 1 and October 31, 2008 and still on payroll of the institution as of November 1, 2008)

Gender and race/ethnicity	Faculty status			Without faculty status	Total
	Tenured	On tenure track	Not on tenure track/ no tenure system		
<b>Men</b>					
Nonresident alien	<input type="text"/>	<input type="text" value="0"/>	<input type="text" value="0"/>	<input type="text"/>	0
Black, non-Hispanic	<input type="text"/>	<input type="text" value="0"/>	<input type="text" value="0"/>	<input type="text"/>	0
American Indian/Alaska Native	<input type="text"/>	<input type="text" value="0"/>	<input type="text" value="0"/>	<input type="text"/>	0
Asian/Pacific Islander	<input type="text"/>	<input type="text" value="0"/>	<input type="text" value="0"/>	<input type="text"/>	0
Hispanic	<input type="text"/>	<input type="text" value="0"/>	<input type="text" value="0"/>	<input type="text"/>	0
White, non-Hispanic	<input type="text"/>	<input type="text" value="2"/>	<input type="text" value="2"/>	<input type="text"/>	4
Race and ethnicity unknown	<input type="text"/>	<input type="text" value="0"/>	<input type="text" value="0"/>	<input type="text"/>	0
<b>Total men</b>	0	2	2	0	4
<b>Women</b>					
Nonresident alien	<input type="text"/>	<input type="text" value="0"/>	<input type="text" value="0"/>	<input type="text"/>	0
Black, non-Hispanic	<input type="text"/>	<input type="text" value="0"/>	<input type="text" value="0"/>	<input type="text"/>	0
American Indian/Alaska Native	<input type="text"/>	<input type="text" value="0"/>	<input type="text" value="0"/>	<input type="text"/>	0
Asian/Pacific Islander	<input type="text"/>	<input type="text" value="0"/>	<input type="text" value="0"/>	<input type="text"/>	0
Hispanic	<input type="text"/>	<input type="text" value="0"/>	<input type="text" value="0"/>	<input type="text"/>	0
White, non-Hispanic	<input type="text"/>	<input type="text" value="1"/>	<input type="text" value="0"/>	<input type="text"/>	1
Race and ethnicity unknown	<input type="text"/>	<input type="text" value="0"/>	<input type="text" value="0"/>	<input type="text"/>	0
<b>Total women</b>	0	1	0	0	1
<b>Total (men+women)</b>	0	3	2	0	5

Invalid data type 
 Fatal error 
 Confirm or explain 
 Edit explanation 
 Override by Admin

If one of the above icons appears next to a data field or fields above, click on it to view a description of the error.



Institution: Imperial Valley College (115861) (4)

User ID: P81158611

Surveys Reports Tools Help LogOut

Human Resources

Hide Menu

Part L - Fall Staff - New hires - Full-time staff by position

Instructions ?

- ▶ Screening Qs
- ▶ EAP
- ▶ Salaries
- ▼ Staff\_Long
  - ▶ FT IRPS - tenure
  - ▶ FT IRPS
  - ▶ FT by position
  - ▶ PT by position
  - ▶ Staff Summary
  - ▼ New Hires
    - ▶ By tenure
    - ▶ By position
    - ▶ Totals
- ▶ Survey Evaluation

**Number of full-time permanent new hires by primary function/occupational activity, gender, and race/ethnicity**

**(Hired full time between July 1 and October 31, 2008 and still on payroll of the institution as of November 1, 2008)**

Gender and race/ethnicity	Executive/ administrative/ managerial	Other professionals (support/service)	Technical and paraprofessionals	Clerical and secretarial	Skilled crafts	Service/ Maintenance	Total
<b>Men</b>							
Nonresident alien	<input type="text" value="0"/>	<input type="text"/>	<input type="text" value="0"/>	<input type="text" value="0"/>	<input type="text"/>	<input type="text" value="0"/>	0
Black, non-Hispanic	<input type="text" value="0"/>	<input type="text"/>	<input type="text" value="0"/>	<input type="text" value="0"/>	<input type="text"/>	<input type="text" value="0"/>	0
American Indian/Alaska Native	<input type="text" value="0"/>	<input type="text"/>	<input type="text" value="0"/>	<input type="text" value="0"/>	<input type="text"/>	<input type="text" value="0"/>	0
Asian/Pacific Islander	<input type="text" value="0"/>	<input type="text"/>	<input type="text" value="0"/>	<input type="text" value="0"/>	<input type="text"/>	<input type="text" value="0"/>	0
Hispanic	<input type="text" value="0"/>	<input type="text"/>	<input type="text" value="0"/>	<input type="text" value="0"/>	<input type="text"/>	<input type="text" value="1"/>	1
White, non-Hispanic	<input type="text" value="3"/>	<input type="text"/>	<input type="text" value="1"/>	<input type="text" value="0"/>	<input type="text"/>	<input type="text" value="0"/>	4
Race and ethnicity unknown	<input type="text" value="0"/>	<input type="text"/>	<input type="text" value="0"/>	<input type="text" value="0"/>	<input type="text"/>	<input type="text" value="0"/>	0
<b>Total men</b>	3	0	1	0	0	1	5
<b>Women</b>							
Nonresident alien	<input type="text" value="0"/>	<input type="text"/>	<input type="text" value="0"/>	<input type="text" value="0"/>	<input type="text"/>	<input type="text" value="0"/>	0
Black, non-Hispanic	<input type="text" value="0"/>	<input type="text"/>	<input type="text" value="0"/>	<input type="text" value="0"/>	<input type="text"/>	<input type="text" value="0"/>	0
American Indian/Alaska Native	<input type="text" value="0"/>	<input type="text"/>	<input type="text" value="0"/>	<input type="text" value="0"/>	<input type="text"/>	<input type="text" value="0"/>	0
Asian/Pacific Islander	<input type="text" value="0"/>	<input type="text"/>	<input type="text" value="0"/>	<input type="text" value="0"/>	<input type="text"/>	<input type="text" value="0"/>	0
Hispanic	<input type="text" value="0"/>	<input type="text"/>	<input type="text" value="0"/>	<input type="text" value="2"/>	<input type="text"/>	<input type="text" value="0"/>	2
White, non-Hispanic	<input type="text" value="1"/>	<input type="text"/>	<input type="text" value="1"/>	<input type="text" value="0"/>	<input type="text"/>	<input type="text" value="0"/>	2
Race and ethnicity unknown	<input type="text" value="0"/>	<input type="text"/>	<input type="text" value="0"/>	<input type="text" value="0"/>	<input type="text"/>	<input type="text" value="0"/>	0
<b>Total women</b>	1	0	1	2	0	0	4
<b>Total (men+women)</b>	4	0	2	2	0	1	9

Invalid data type 
 Fatal error 
 Confirm or explain 
 Edit explanation 
 Override by Admin

If one of the above icons appears next to a data field or fields above, click on it to view a description of the error.



Institution: Imperial Valley College (115861) (4)

User ID: P81158611

Surveys      Reports      Tools      Help      LogOut

Human Resources

Hide Menu

Part L - Fall Staff - New hires - Totals

- ▶ Screening Qs
- ▶ EAP
- ▶ Salaries
- ▼ Staff\_long
  - ▶ FT IRPS - tenure
  - ▶ FT IRPS
  - ▶ FT by position
  - ▶ PT by position
  - ▶ Staff Summary
  - ▼ New Hires
    - ▶ By tenure
    - ▶ By position
    - ▶ Totals
- ▶ Survey Evaluation

**Total number of full-time permanent new hires by gender and race/ethnicity**

**(Hired full time between July 1 and October 31, 2008 and still on payroll of the institution as of November 1, 2008)**

	Total men	Total women	Total (men+women)
<u>Nonresident alien</u>	0	0	0
<u>Black, non-Hispanic</u>	0	0	0
<u>American Indian/Alaska Native</u>	0	0	0
<u>Asian/Pacific Islander</u>	0	0	0
<u>Hispanic</u>	1	2	3
<u>White, non-Hispanic</u>	8	3	11
<u>Race and ethnicity unknown</u>	0	0	0
<b>Grand total</b>	<b>9</b>	<b>5</b>	<b>14</b>

Invalid data type  
 Fatal error  
 Confirm or explain  
 Edit explanation  
 Override by Admin

If one of the above icons appears next to a data field or fields above, click on it to view a description of the error.



Institution: Imperial Valley College (115861) (4)

User ID: P81158611

Surveys	Reports	Tools	Help	LogOut
---------	---------	-------	------	--------

Human Resources

[Hide Menu](#)

Human Resources Survey Evaluation

[Instructions](#)

- ▶ Screening Qs
- ▶ EAP
- ▶ Salaries
- ▶ Staff\_long
- ▼ Survey Evaluation
  - ▶ Survey evaluation

**Were any staff members difficult to categorize? If so, please explain in the box below.**

Invalid data type  
 Fatal error  
 Confirm or explain  
 Edit explanation  
 Override by Admin

If one of the above icons appears next to a data field or fields above, click on it to view a description of the error.

Previous	Save	Proceed
----------	------	---------