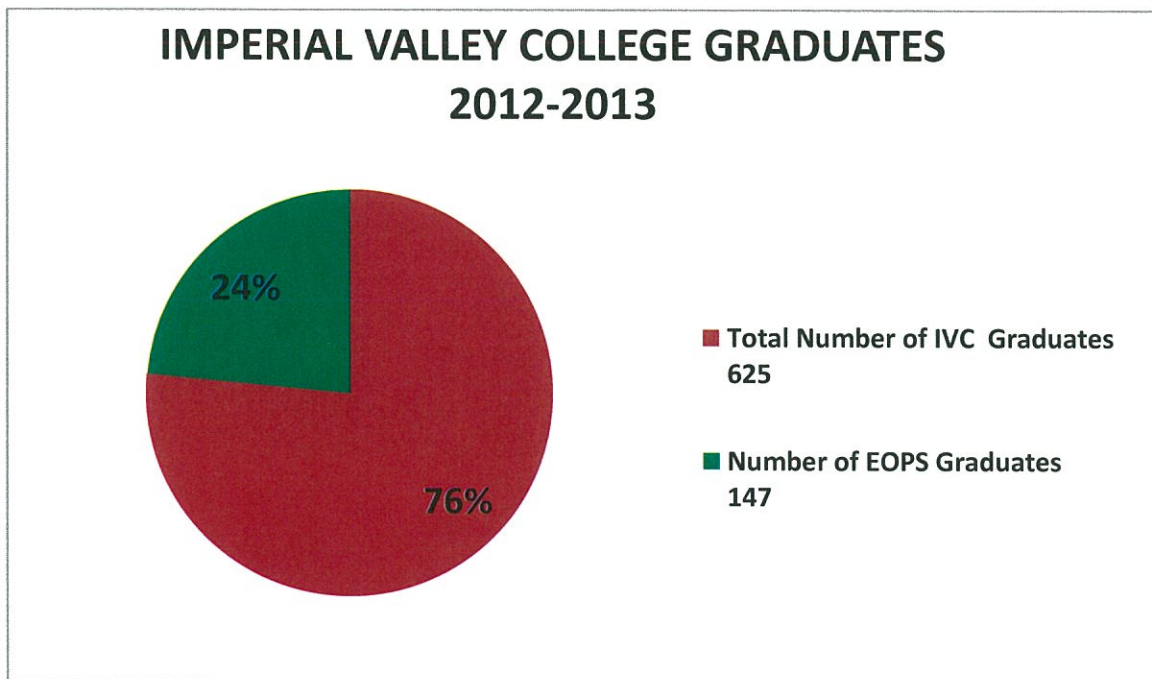
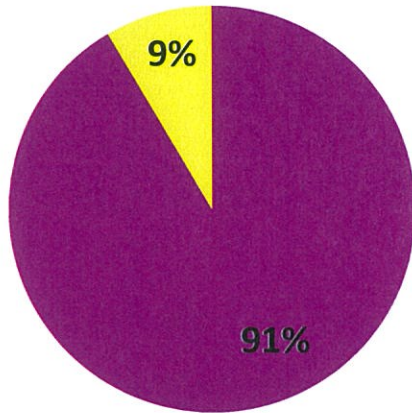


III. **DATA** (use data pertinent to your program/department; include qualitative and quantitative data; survey-evaluation results; and other relevant data to assess program/department effectiveness)

At almost any given semester EOPS students represent anywhere from 13% to 16% of the total student population, the exception being the 2012-13 academic year where EOPS represented 9% of the population during both Fall and Spring. However, at graduation for the last five or six years EOPS graduates have made up anywhere from 23% to 27% of the total IVC graduates.



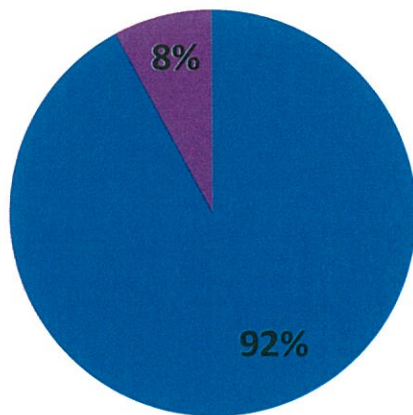
**TOTAL NUMBER OF STUDENTS ENROLLED AT  
IMPERIAL VALLEY COLLEGE FALL 2012**



■ NUMBER OF IVC STUDENTS  
7859

■ NUMBER OF EOPS  
STUDENTS 732

**TOTAL NUMBER OF STUDENTS ENROLLED AT  
IMPERIAL VALLEY COLLEGE SPRING 2013**



■ NUMBER OF IVC STUDENTS  
7383

■ NUMBER OF EOPS  
STUDENTS 629