

# 2016 Student Success Scorecard Overview

BOARD OF TRUSTEES MEETING

JANUARY 19, 2017

JOSE G. CARRILLO

DIRECTOR OF INSTITUTIONAL RESEARCH

IMPERIAL VALLEY COLLEGE

# 2016 Student Success Scorecard Indicators

I. College Profile

II. Momentum Points

III. Degree/Transfer Outcomes

IV. CTE Metrics

Remedial Progress

Persistence

30 Units

Completion/Transfer

Career Technical Education

Skill Builders

# College Profile (20 14-15)

## Student Information (2014-2015)

<b>Students</b>				10,016
<b>GENDER</b>		<b>RACE/ETHNICITY</b>		
Female	56.3%	African American	0.4%	
Male	43.0%	American Indian/Alaska Native	0.0%	
Unknown Gender	0.7%	Asian	0.3%	
<b>AGE</b>		Filipino	0.1%	
Under 20 years old	27.9%	Hispanic	89.7%	
20 to 24 years old	37.6%	Pacific Islander	0.0%	
25 to 39 years old	24.2%	White	2.4%	
40 or more years old	10.3%	Two or More Races	0.3%	
Unknown Age	0.0%	Unknown Ethnicity	6.7%	

# College Profile

## Other Information (2014-2015)

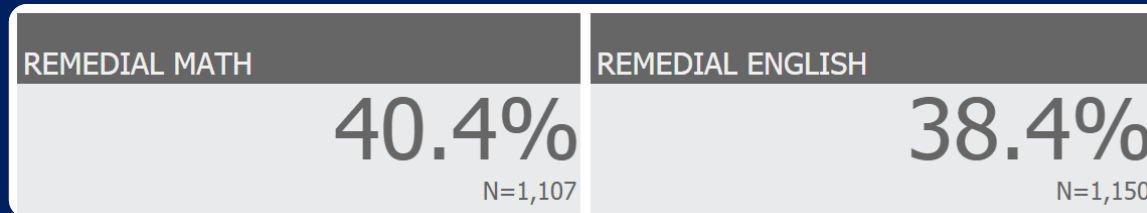
Full-Time Equivalent Students	6,864.6
Credit Sections	1,872
Non-Credit Sections	17
Median Credit Section Size	28
Percentage of Full-Time Faculty	67.2%
Percentage of First-Generation	57.7%
Student Counseling Ratio	693:1

# Remedial Cohort

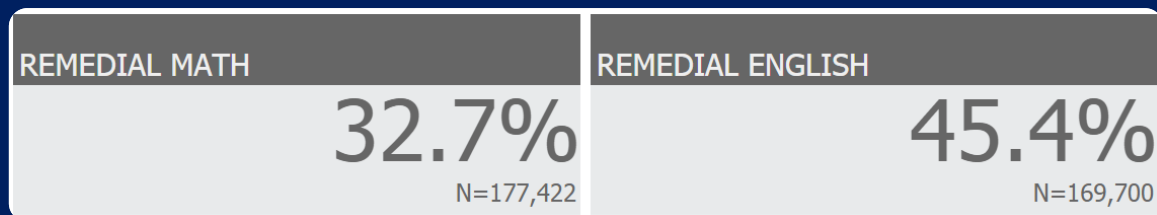
Percentage of credit students tracked for six years through 2014-15 who started first time in 2009-10 below transfer level in English, mathematics, and/or ESL and completed a college-level course in the same discipline.

# Remedial Cohort

Imperial Valley College



Statewide



# Persistence

Percentage of degree, certificate and/or transfer-seeking students starting first time in 2009-10 tracked for six years through 2014-15 who enrolled in the first three consecutive terms.

Prepared for College Students

First Math and English courses attempted were college-level courses

Unprepared for College Students

First Math or English courses attempted was below college level (remedial)

# Persistence Rate

## Imperial Valley College

COLLEGE PREPARED	UNPREPARED FOR COLLEGE	OVERALL
77.8% N=216	82.1% N=1,325	81.5% N=1,541

## Statewide

COLLEGE PREPARED	UNPREPARED FOR COLLEGE	OVERALL
75.1% N=50,151	72.9% N=153,479	73.4% N=203,630



# 30 units rate

## Cohort Tracked

- Percentage of degree, certificate and/or transfer-seeking students starting first time in 2009-10 tracked for six years through 2014-15 who achieved at least 30 units

# 30 units rate

## Imperial Valley College

COLLEGE PREPARED	UNPREPARED FOR COLLEGE	OVERALL
72.2% N=216	72.2% N=1,325	72.2% N=1,541

## Statewide

COLLEGE PREPARED	UNPREPARED FOR COLLEGE	OVERALL
73.2% N=50,151	65.8% N=153,479	67.6% N=203,630

# Degree/Transfer

## Completion

Percentage of degree, certificate and/or transfer-seeking students starting first time in 2009-10 tracked for six years through 2014-15 who completed a degree, certificate or transfer-related outcomes.

# Degree/Transfer Rates

## Imperial Valley College

COLLEGE PREPARED	UNPREPARED FOR COLLEGE	OVERALL
66.7% N=216	39.8% N=1,325	43.6% N=1,541

## Statewide

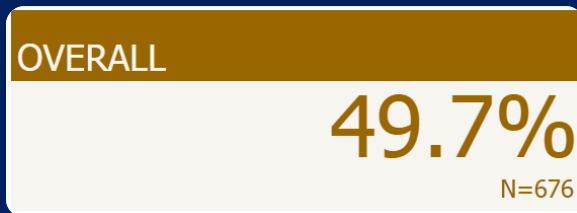
COLLEGE PREPARED	UNPREPARED FOR COLLEGE	OVERALL
70.0% N=50,151	39.6% N=153,479	47.1% N=203,630

# Career Technical Education (CTE)

Percentage of students tracked for six years through 2013-14 who started first time in 2009-10 and completed more than eight units in courses classified as career technical education (or vocational) in a single discipline and completed a degree, certificate or transferred.

# CTE Rates

Imperial Valley College



Statewide



# Skill Builders

The median percentage change in wages for students who completed higher level CTE coursework in 2012-2013 and left the system without receiving any type of traditional outcome such as transfer to a four year college or completion of a degree or certificate.

# Skill Builders

Imperial Valley College

Median Earnings Change

**+38.4%**

N=297

Statewide

Median Earnings Change

**+13.4%**

N=83,002



# Thank you

CCC Student Success Scorecard

<http://scorecard.cccco.edu/scorecard.aspx>

José G. Carrillo

Director of Institutional Research

[jose.carrillo@imperial.edu](mailto:jose.carrillo@imperial.edu)

(760) 355-6487