



Imperial Valley College
INTERMEDIATE DRAWING

ART 122 ART 220 ART 222 ART 130

3 Units Spring 2010

Mon/Wed 4:45 – 7:40 pm Room 1306

Instructor: Tom Gilbertson, Associate Professor of Art

Office: 1307A Telephone: 760-355-6364

E-mail: tomgilbertsonart@yahoo.com

Web Page: <http://faculty.imperial.edu/tom.gilbertson>

INSTRUCTOR OFFICE HOURS

Monday 12:25 – 1:25 PM Wednesday 12:25 AM – 1:25 PM
Tuesday/Thursday 12:25 - 1:25 PM Online office hour: 8-9 pm Friday and all mornings: by Apt

CATALOG DESCRIPTION: Art 122 – a continuation of Art 120. (CSU, UC) Art 220 – a continuation of Art 122 with a focus on developing drawing as a terminal medium. (CSU, UC) Art 222 – a continuation of Art 220 with a focus on advanced techniques to develop drawing as a terminal medium. (CSU, UC) *Description of Art 120: This course introduces students to classical and contemporary drawing techniques and concepts, with emphasis on their formal language and fundamentals of artistic expression. Drawings of still-life, landscape, and life (figure) models from observation are geared towards realism; at the same time, various other drawing styles may be explored. Linear perspective, pictorial composition, figure/ground relationships, tonal shading techniques, value structure, visual perception, spatial concepts, and critical thinking skills are all emphasized extensively. We will research and study major drawing styles and movements as they apply to contemporary drawing practice. It is one objective of the class that students will be able to put into use this global approach to developing a “critical eye” in evaluation of contemporary drawing. Demonstrations, Power Point lectures, group and individual critiques will be used throughout the course. Various drawing media, such as graphite, charcoal, eraser, ink, watercolor, and conte crayon, are among the media used in this class. Although at times this course may seem to be structured, the emphasis is to encourage and nurture individuality and creativity in the use of the basic drawing methodology and media.*

DISABLED STUDENTS INFORMATION Any student with a documented disability who may need educational accommodations should notify the instructor or the Disabled Student Programs and Services (DSP & S) office as soon as is possible. **DSP&S, Rm. 217, Health Sciences Bldg. (760) 355-6312**

EMERGENCY PROCEDURES In the event of a campus wide emergency students should follow the directions of the instructor. The emergency exit route for this class is through the rear door next to the photo area. There is an intra-campus emergency telephone near the instructors' offices.

STUDENT LEARNING OUTCOMES: upon successful completion of this course student will...

Art 122: Make a self portrait drawing using oil pastels and incorporating color theory in a coherent and meaningful way

Assessment: Rubric, Portfolio

Institutional Outcome: ISLO1, ISLO3

Art 220: Complete a drawing from still life depicting form and light with accuracy using charcoal on paper

Assessment: Critique Rubric

Institutional Outcome: ISLO2, ISLO4

Art 222: Complete a drawing from live model depicting form and anatomy with accuracy using charcoal on paper

Assessment: Critique Rubric

Institutional Outcome: ISLO2, ISLO4

Art 130: Develop portfolio of drawings; present, discuss and critique work in a coherent manner

Assessment: Portfolio Rubric

ISLO: ISLO1, ISLO2, ISLO3

HYBRID COURSE

This course has elements of the class requirements that must be completed on-line. For instructions about how to access the on line material see the last pages of this syllabus. The instructor will demonstrate to the class during the first week.

REQUIRED TEXTBOOK:

David Bayles and Ted Orland, Art & Fear. Capra Publishers 1994

COURSE OVERVIEW

- This is a class for students who have completed ART 120 Beginning Drawing.
- Students are required to read the book, Art & Fear, and to write a 3 page personal reflection/response to the book. (The instructor will assign an alternative book to students who have already done this in another of his classes.)
- Students maintain a sketch journal for both personal drawing and writing assignments. Journals will be checked periodically and graded for quantity of work. It is the student's responsibility to work in the journal daily.
- Approximately 1/3 of the class meetings will involve nude drawing from nude models. Directed assignments will be given

during these live model sessions.

- Three written reviews of cultural events are required of each student. These reviews may be written in English or Spanish and should be submitted on line through the college web site. They will be due at the end of the semester.
- Students are responsible for completing directed assignments with due dates, as well as personal drawing projects.
- There will be a formal portfolio review at mid-term and one at the end of the semester. Students who fail to participate in this activity or the Final critique may fail the class.
- There are periodic required critiques in which all students will participate. Missing a critique may result in failing the class.

ATTENDANCE POLICY

- Students are required to attend all regular class meetings *on time*. 3 tardies (or leaving early 3 times) equals 1 absence.
- After 2 absences each additional absence will equal 1/3 of a letter grade for the semester. After 4 total absences student may be dropped from the class.
- Students should inform the instructor by e-mail (preferred) or telephone if it is necessary to be late or to miss a class.
- Missed work or assignments are the responsibility of the student to make up
- There are no *excused* absences for critiques. It will affect your grade negatively if you skip out on or are absent from a critique.

GRADE POLICY

Final grades will be assessed according to the number of points earned through participation in the class, completion of assignments, critiques, and group projects. Following is a listing of the course components and its approximate percentage of the final grade:

Participation in the class	<i>Includes:</i> attendance (on time and no “early bails;”) contribution to critiques; involvement in daily class activities, contribution to “online” discussions.	300
Portfolio of work completed	Students must maintain a portfolio of all the work completed in this class. The instructor will periodically review portfolios.	300
Sketch Journal	Students should develop the habit of working daily in their journals.	100
Critiques	<u>Attendance at all critiques is required.</u> Being late or leaving early from a critique will affect this portion of the grade.	75
Review of 3 art events	3 written reviews of art events... submitted on line or in sketch book	50
Art & Fear reflection/response paper	3 page personal response to the book. Submitted through the web site. (Alternative book for students who’ve already read A & F).	75
Final Project & Critique	The Final Exam has a multiple choice component and several “performance” parts	100
TOTAL PTS. POSSIBLE		1000
A = >900 pts. B = >800 pts. C = >700 pts. D = >600 pts. F = <599 pts.		

Grade	What a grade means
A	The work met the standards of “B” and in addition: <ul style="list-style-type: none"> ● Highly original; conceptually innovative ● Demonstrates masterful use of the materials ● Presentation is of professional caliber
B	<ul style="list-style-type: none"> ● Work surpasses what might normally be expected of a student of similar experience and ability (<i>You “outdid yourself!”</i>) ● Presentation was excellent ● Demonstrates above average proficiency in the use of materials ● Originality of concept ● Shows that the student has absorbed the lessons of the class and has used those lessons in her/his work
C	<ul style="list-style-type: none"> ● Project was completed on time and ready for the critique (hung on the wall) ● Work reflects a knowledge of the materials and technique ● Concept fulfills the requirements of the assignment
D	<ul style="list-style-type: none"> ● Poor presentation ● Work does not reflect adequate effort ● Turned in late; missed critique

- Lackluster effort; done at the “last minute” (though that is not necessarily bad)
- Does not meet the requirements of the assignment

About my grading policy:

I do not compare one student’s work to another’s in assessing grades. There are many different levels of artistic ability and experience represented in this class. An “A” grade for one student may be a “C” for another. In effect, you are only competing against yourself for grades.

- If a grade is not as good as you wanted on a project, then you may do it over again before the final portfolio review and I will give the higher grade of the two. In my view this also counts as “extra effort.”
- I don’t always give letter grades on assignments. I expect them to be done to the best of your ability and to be turned in on time. (To be honest, I would rather not give letter grades on artwork at all, but the constraints of academic requirements require that I do.)

ABOUT LATE WORK

Students are expected to complete all assignments. The work is due at the beginning of the class on the due date. Students will hang their work on the critique wall using pushpins. Pieces will be lined up exactly and presented at eye-level for seated viewers. Work that is brought in to class after the ‘hanging’ is considered late. Work that is not complete at the time of the critique should be hung with the rest of the class. (I would much prefer a “not quite finished” piece be on the wall then for a student to not have anything hanging.)

EXTRA CREDIT There is no means to earn “extra-credit” in the traditional sense. Re-doing an assignment will earn extra credit, however, and is a good habit to develop.

MATERIALS LIST

The following are required materials for this class. The materials fee of \$25 will cover the cost of charcoal, most paper, and many incidental things like masking tape, mat board, model fees, etc.

*Required during the first week of class:

- *Sketch journal 9x12” or larger, 100 sheets, spiral bound or hard cover are best. You will need this during the first week. <\$14
- *Portfolio 19x25” or more. Orange paper portfolios in the bookstore \$13
- *Large Metal clips (2) For attaching paper to the boards \$3
- *Pencils: 2H, 2B, 4B
- *Erasers: white plastic, white ink eraser (like a pencil,) kneaded eraser, art gum <\$5
- *Sanding block for sharpening pencils (sandpaper will do)
- Razor blade or exacto knife for sharpening pencils and cutting paper \$3
- Soft cotton rag or chamois cloth
- Cheap set of oil pastels. You can buy a set for about \$4 on line (optional)
- Cheap set of dry pastels. Same as with the oil pastels. (optional)
- Plastic boxes to carry this stuff in <\$5
- Measuring stick
- Viewfinder
- *Tackle box or supply box <\$10
- #12 round synthetic brush
- small plastic palette
- small bottle of India ink If you have a bottle (2 oz. or so) you can use some of the ink we have here.

Where to buy art supplies:

On line is where you’ll find the best deals. Here are some web sites that I use:

<http://www.dickblick.com/> (has a “brick and mortar” store in Little Italy)

<http://www.artistcraftsman.com/> (“b & m” in Old Town, San Diego)

<http://www.cheapjoes.com/> <http://www.jerrysartarama.com/>

<http://www.pearlpaint.com/> <http://www.danielsmith.com/> “pricey” but has the best choices

Blick has a store in San Diego on India St. in Little Italy

Artist & Craftsman has a store in Old Town with a wide selection of paper

(Avoid the art supply stores out here (at the mall) unless you need something desperately. Too expensive, poor selection, no help, low quality.)

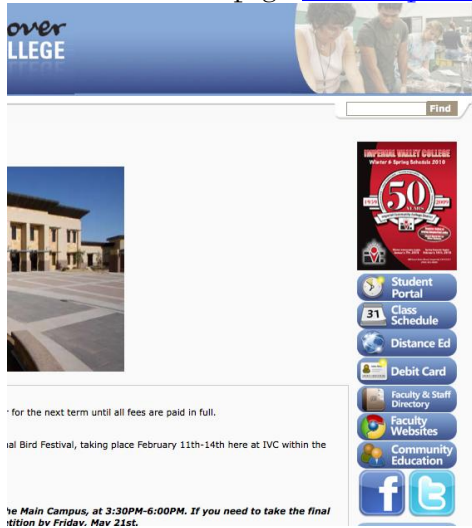
Note: as an art student you will need these materials in other classes besides this one. I have listed items that should be part of your “tool box” that you bring to class each day.

THIS IS A “HYBRID” CLASS

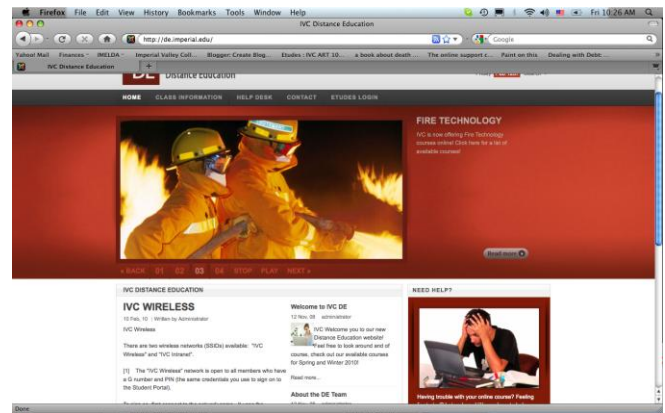
- Some parts of this class must be completed on-line. You will need to have access to a computer at least once each week. There are many locations (library, computer labs) on campus where students can use computers.
- I will often demonstrate technique in this class and from time to time we see a slide presentation. Slide presentations will be posted on line and additional technical information will be put up there.
- There will be a “Discussion” every couple of weeks that all students have partake in. You will earn points for doing so.
- The Mid-term will be put on the web site for completion on your own time. And you get to take it twice in order to get the highest grade possible.
- You will be able to communicate with each other and the instructor through the web site. Your grades on each task will also be recorded so that you can see how you’re doing in the class.

How to log into the class on-line:

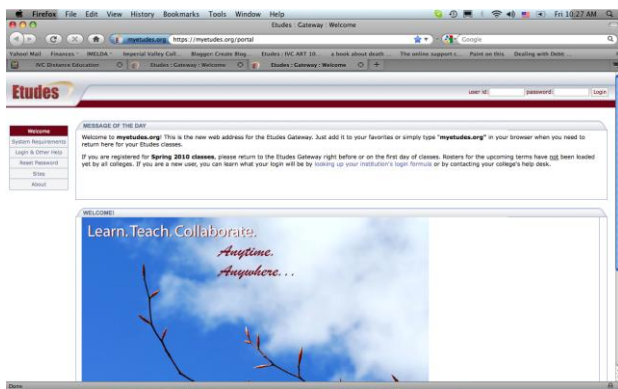
1. Go to the IVC web page: www.imperial.edu



2. Click on “Distance Education” (see below in the blue tabs on the right.) This takes you to the page that you see on the right below.)



3. In the gray bar at the top you’ll see the words “Etudes Login.” Click on them. You will see the screen below.



4. Enter your “User ID,” which is... the first two letters of your first name, followed by the first two letters of your last name, followed by the last 5 digits of your “G” number.
5. Your “password” is your birthdate...(EX: 102291 is October 22, 1991)
6. Hit LOGIN and faster than you can say “Bada-bing-bada-boom” you will be in the class and it will look like this...

