

ETUDES-NG
IVC Peer Group Special Topic
Creating Quizzes and Exams from Pooled Questions

By Jim Fisher
10/9/06

Index

Introduction.....	3
Getting Started	3
Creating a New Question Pool.....	3
*Naming Pool Considerations	4
It is important to keep the point value the same for questions in the same pool	5
New Assessment	8
Settings for Assessment	11
Feedback	11
Publish.....	12
Additional Comments	12
Remove	12
Add.....	12
Move	13
Export/Import.....	13

Introduction

A timesaving feature in ETUDES-NG (E-NG) for creating quizzes and exams is the Pool Questions feature.

1. Organize questions into groups/pools/subpools
2. Auto-create quizzes and exams from pooled questions

For more help go to E-NG\User Groups\Modules\Module 13: Tests and Quizzes:
13.4 : Question Pools

<http://etudes-ng.fhda.edu/portal/site/19d7d092-7677-4449-800e-ecddd4345f2f>

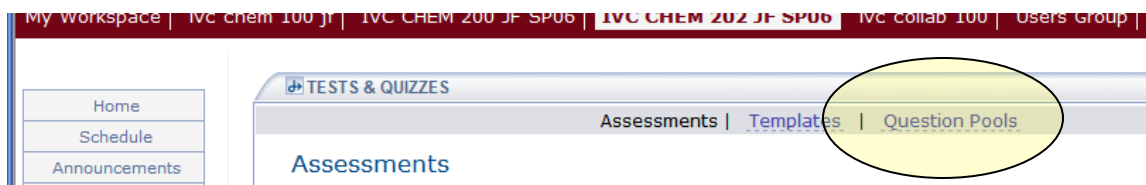
Getting Started

You will need:

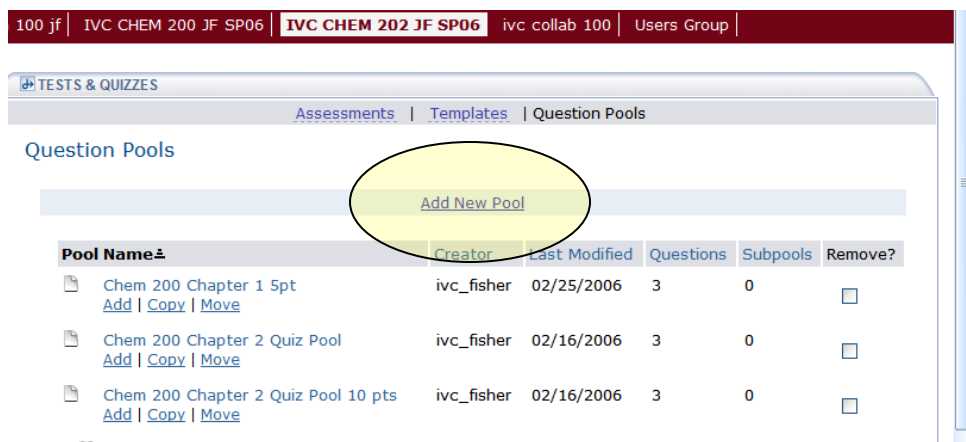
1. Use Internet Explorer (IE), not Firefox; cut and paste feature only works with IE
2. It is helpful to have a pre-made document with questions and answers. These questions and answers can be cut-&-paste into E-NG pooled questions.
Currently, there is no method for importing (XML) quizzes and tests into E-NG

Creating a New Question Pool

1. Go to your class
2. Tests & Quizzes
3. Question Pool in the top Banner



4. Add New Pool



It is not noticeable in the previous screen shot---ALL pool questions for an instructor Appear in the Question Pool! For me, my Chemistry 100, Chemistry 200, and Chemistry 202 pool questions ALL appear in the Pool Question area. At first, this may seem confusing, however E-NG makes organizing these pools into subpools a very easy task.

- *Naming the new Pool (see below for **Naming Pool Considerations!**)

TESTS & QUIZZES

Add Pool

Required items marked with *

Pool Name*

Creator

Department/Group

Description

Objectives

Keywords

***Naming Pool Considerations**

- The Pool Name* appears in the Pool Question area, be very specific about which class the pool is for and which chapter, and point value
- Always---Group question into chapters
- Always---Group questions by point value

Save when completed

Pool Name	Creator	Last Modified	Questions	Subpools	Remove?
Chem 200 Chapter 1 5pt Add Copy Move	ivc_fisher	02/25/2006	3	0	<input type="checkbox"/>
Chem 200 Chapter 2 Quiz Pool Add Copy Move	ivc_fisher	02/16/2006	3	0	<input type="checkbox"/>
Chem 200 Chapter 2 Quiz Pool 10 pts Add Copy Move	ivc_fisher	02/16/2006	3	0	<input type="checkbox"/>
Chem 200 Chapter 3 5pts Add Copy Move	ivc_fisher	02/25/2006	2	1	<input type="checkbox"/>
Chem 202 Chapter 10 5 pts Add Copy Move	ivc_fisher	02/25/2006	5	1	<input type="checkbox"/>
Chem 202 Chapter 11 5 pts Add Copy Move	ivc_fisher	02/26/2006	0	0	<input type="checkbox"/>
Chem 202 Chapter 9 5 pts Add Copy Move	ivc_fisher	02/20/2006	2	2	<input type="checkbox"/>

- You are returned to the Pool List
- Click on the Pool Question “**Name**” to start adding questions-**NOT Add**

8. Select Add under Questions

TESTS & QUIZZES

Assessments | Templates | Question Pools

Question Pool: Chem 202 Chapter 11 5 pts

Pool Name: Chem 202 Chapter 11 5 pts

Creator: ivc_fisher

Department/Group: [Empty]

Description: [Empty]

Objectives: [Empty]

Keywords: [Empty]

0 Subpools [Add](#)

0 Questions [Add](#)

[Update](#) [Cancel](#)

9. Select the type of question...for this exercise Multiple Choice is used

chem 100 jf | IVC CHEM 200 JF SP06 | IVC CHEM 202 JF SP06 | ivc collab 100

TESTS & QUIZZES

1 Select question type select a question type

2 Click "Save" to continue to the previous page

Multiple Choice

Survey

Short Answer/Essay

Fill in the Blank

Matching

True False

Audio Recording

File Upload

[Save](#) [Cancel](#)

10. Save when done

11. Do Not forget to add a Point Value

Assessments | Templates | Qu

Question Pools > Chem 202 Chapter 11 5 pts

Modify Question:

Change Question Type: Multiple Choice

Question - Multiple Choice

1 Answer Point Value: 0

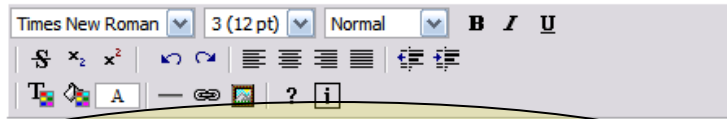
2 Question Text

Times New Roman | 3 (12 pt) | Normal | **B** | *I* | U

It is important to keep the point value the same for questions in the same pool

12. Example of cut & paste feature in IE

2 Question Text

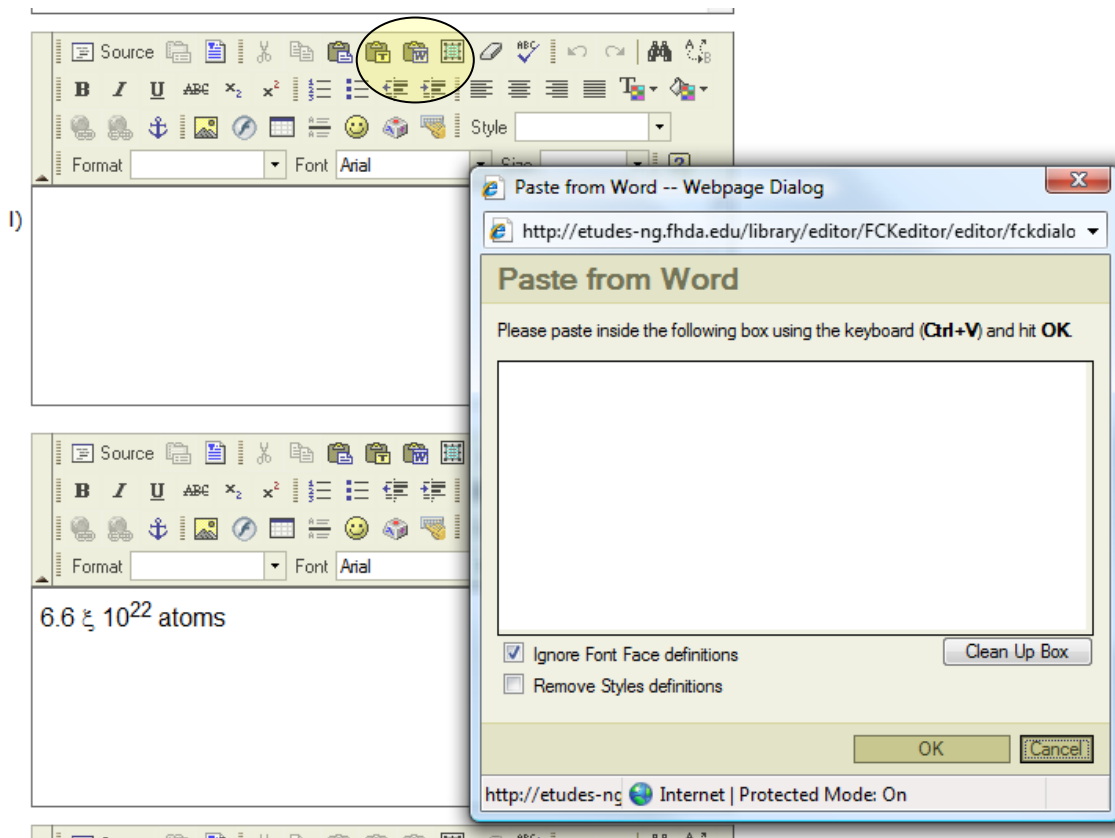


According to molecular orbital theory, which of the following species are unlikely to exist: Li_2 , B_2^{2+} , C_2^{2-} , and F_2^{2-} ?

Super- and subscripts are easily recognized when cutting and pasting from a word document---good old *ctrl C* and *ctrl V*.....



.....just use the special copy button: for Word Cut & Past



- 13. Don't forget to choose the Correct Answer
- 14. Randomize Answers for students

4 Randomize Answers
 Yes No

5 Require Rationale
 Yes No

6 Correct/Incorrect Answer Feedback
Correct Answer (optional)

Arial 1 (R nt) Heading 1 B I II

- 15. Add feed back if you want
- 16. Save when finished
- 17. Add more questions using Add

0 Subpools	Add
3 Questions	Add

New Assessment

We are ready to make a new quiz or exam from our pooled questions

1. Click Tests & Quizzes
2. Enter a title for the new quiz
3. Give it a Name---then Create

Assessments | [Assessment Types](#) | [Question Pools](#)

Assessments

New Assessment

[Create a new assessment](#)

Choose Existing Assessment Type (optional)

Title

Import assessment

Core Assessments

Title ▾	Last Modified
-------------------------	-------------------------------

4. First, Modify

[Assessments](#) | [Assessment Types](#) | [Question Pools](#)

Questions: Chem 100 Ch6 5pts

0 Existing Questions - 0 total points

[Add Part](#) | [Settings](#) | [Preview Assessment](#)

Add Question:

Part Default - 0 questions

Insert New Question

5. A title is not necessary
6. Check "Random Draw"
7. Choose the pool to draw questions from
8. Number of questions...probably 1 in your case
9. Note that it lists the number of questions in each pool

Add/Modify Part - Chem 100 Ch6 5pts

5 Title

Default

Note: Part titles of "Default" will not be visible to assessment takers.

Information

Type

- Questions authored one-by-one
- Random draw from question pool

Pool name (total # of questions)

Select a question pool(###)

Number of questions

Question ordering (not available for)

- As listed on Assessment Question
- Random within Part

Metadata

Objective

Keyword

Rubric

- Select a question pool(###)
- Chem 202 Chapter 9 5 pts part2(4)
- Chem 202 Chapter 10 5 pts(5)
- Chem 202 Chapter 11 10 pts(3)
- Chem 200 Chapter 2 Quiz Pool(3)
- Chem 202 Chapter 9 5 pts(2)
- Chem 200 Chapter 1 5pt(4)
- Chem 100 Chapter 1 10 pts(1)
- Chem 202 Chapter 11 5 pts(6)
- Chem 200 Chapter 2 Quiz Pool 10 pts(3)
- Chem 202 Chapter 9 10pts part2(3)
- Chem 200 Chapter 3 5pts(2)
- Chem 200 Chapter 4 5pts(1)
- Chem 202 Chapter 9 10pts(4)
- Chem 200 Chapter 3 10pts(5)
- Chem 202 Chapter 10 10 pts(4)

Save Cancel

10. Click SAVE when done

Go back to Assessments, and click the assessment you just created, it will look like the following.

11. You will see the name of the quiz
12. You will see the number of questions and the point value of the quiz

[Assessments](#) | [Assessment Types](#) | [Question Pools](#)

Questions: Chem 200 Chapter 1

1 Existing Questions - 5 total points

[Add Part](#) | [Settings](#) | [Preview Assessment](#)

Add Question:

Part 1 Random draw from <Chem 200 Chapter 1 5pt> - 1 question

[Modify](#)

this section is added when a new assessment is created

The questions for this part are generated randomly from a question pool. Click [Preview Assessment](#) to see a sample random draw. Because this assessment contains a random draw part, the "total points" information is only an estimate.

Next, you might want to Add Another Part to this quiz...here I added another question worth 10 points

13. To add a second or third type of question choose Add Part
14. Add Part will take you through the same screen as discussed in #6 directly above
15. Here we add Part 2. You will now have 2 parts to your exam, 2 question for 15 points
16. Click ADD Part and go through a similar process you did above.
17. This is the results of adding a second 10 point question

Questions: Chem 200 Chapter 2 Quiz

2 Existing Questions - 15 total points

[Add Part](#) | [Settings](#) | [Preview Assessment](#)

Add Question:

Part 1 Random draw from <Chem 200 Chapter 2 Quiz Pool> - 1 question

[Modify](#)

this section is added when a new assessment is created

The questions for this part are generated randomly from a question pool. Click [Preview Assessment](#) to see a sample random draw.

Part 2 Random draw from <Chem 200 Chapter 2 Quiz Pool 10 pts> - 1 question

[Remove](#) | [Modify](#)

this section is added when a new assessment is created

The questions for this part are generated randomly from a question pool. Click [Preview Assessment](#) to see a sample random draw. Because this assessment contains a random draw part, the "total points" information is only an estimate.

Next, we need to get this ready for students...Click on **SETTINGS**

Settings for Assessment

This is a flexible system

Settings - Chem 202 Chapter 11

A vertical list of settings categories, each with a right-pointing triangle icon. The categories are: Assessment Introduction, Delivery Dates, Assessment Released To, High Security, Timed Assessment, Assessment Organization, Submissions, Submission Message, Feedback (highlighted with a yellow oval), Grading, Graphics, and Metadata. Below the list are three buttons: Publish, Save Settings, and Cancel.

Important notes:

Feedback

It is advisable to check No-Feedback.

The Feedback settings page is shown with a dropdown menu expanded to 'Feedback'. Under 'Feedback Authoring', three radio buttons are present: 'Question-Level Feedback' (selected), 'Selection-Level(e.g. A,B,C) Feedback', and 'Both'. Under 'Feedback Delivery', three radio buttons are present: 'Immediate Feedback', 'No Feedback will be displayed to the student' (selected and highlighted with a yellow oval), and 'Feedback will be displayed to the student at a specific date' (with a date picker below it). Under 'Feedback Components Subsection', there are eight checkboxes: Student Response, Correct Response, Student's Assessment Scores, Student's Question Scores, Question-Level Feedback, Selection-Level Feedback, Grader's Comments, and Statistics and Histogram.

The student can SEE the ANSWER DURING the assessment if the students clicks Feedback!

Publish

When you are satisfied with the assessment setting, you can publish the assessment for the students.

Additional Comments

Overview of: REMOVE, ADD, MOVE








Remove

Removing Pooled Questions---Do Not Do This

[Assessments](#) | [Templates](#) | [Question Pools](#)

Question Pools

[Add New Pool](#)

Pool Name	Creator	Last Modified	Questions	Subpools	Remove?
 Chem 200 Chapter 1 5pt Add Copy Move	ivc_fisher	02/25/2006	3	0	<input type="checkbox"/>
 Chem 200 Chapter 2 Quiz Pool Add Copy Move	ivc_fisher	02/16/2006	3	0	<input type="checkbox"/>
 Chem 200 Chapter 2 Quiz Pool 10 pts Add Copy Move	ivc_fisher	02/16/2006	3	0	<input type="checkbox"/>
 Chem 200 Chapter 3 5pts Add Copy Move	ivc_fisher	02/25/2006	2	1	<input type="checkbox"/>
 Chem 202 Chapter 10 5 pts Add Copy Move	ivc_fisher	02/25/2006	5	1	<input type="checkbox"/>
 Chem 202 Chapter 11 5 pts Add Copy Move	ivc_fisher	02/26/2006	0	0	<input type="checkbox"/>
 Chem 202 Chapter 9 5 pts Add Copy Move	ivc_fisher	02/20/2006	2	2	<input type="checkbox"/>








Notice that my pooled questions for all my classes appear in the Question Pool. Lets say I'm in Chem 202 Test and Quizzes section. If I remove a question pool i.e. Chem 200 Chapter 1 5 pts, even though I'm in Chem 202 Test and Quizzes----Chem 200 Chapter 1 5 pts under Chem 200 is Removed!!!

Add

To modify a question pool CLICK the NAME and NOT Add. The Add feature takes you through adding a new pool question list.

Move

This is a Great Feature. You do not necessarily have to make subpools. Click MOVE and put that Question Pool in another Question Pool, automatically creates a Subpool.

	Chem 200 Chapter 2 Quiz Pool Add Copy Move	ivc_fisher	02/16/2006	3	0
	Chem 200 Chapter 2 Quiz Pool 10 pts Add Copy Move	ivc_fisher	02/16/2006	3	0
 	Chem 200 Chapter 3 5pts Add Copy Move	ivc_fisher	02/25/2006	2	1
	Chem 200 Chapter 3 10pts Add Copy Move	ivc_fisher	02/25/2006	5	0
 	Chem 202 Chapter 10 5 pts Add Copy Move	ivc_fisher	02/25/2006	5	1

Here I moved Chem 200 Chapter 3 10pts into Chem 200 Chapter 3 5 pts, creating a new subpool.

Export/Import

Exporting files works, though, doing so will make a copy of the file to your computer. Of course, importing would be nice, however, at this time I'm not able to edit a file on my computer that can be exported back to E-NG.